



ALSO AVAILABLE FROM CERTAINTEED


- Certa-Lok™ Well Casing – mechanical joint achieves full strength instantly in all weather conditions without solvent cements



- Certa-Lok™ Drop Pipe for submersible pumps – sizes up to 8 "



- Slotted Solvent Weld and Certa-Lok™ Well Casing



MEMBER

ASK ABOUT OUR OTHER CERTAINTEED PRODUCTS AND SYSTEMS:

EXTERIOR: ROOFING • SIDING • WINDOWS • FENCE • RAILING • TRIM • DECKING • FOUNDATIONS • PIPE
INTERIOR: INSULATION • WALLS • CEILINGS


CertainTeed Corporation Telephone: 866-CT4-PIPE (866-284-7473)
P.O. Box 860 Fax: 610-254-5428
Valley Forge, PA 19482 www.certainteed.com

CertainTeed 

CertainTeed

PVC WELL CASING & DROP PIPE

PVC Well Products



CertainTeed 

Quality made certain. Satisfaction guaranteed.

PVC well casing and drop pipe have gained broad acceptance since their

introduction almost 40 years ago. Today, due to its outstanding physical

and mechanical properties, PVC is the predominant **a d v a n t a g e s**

and preferred material used for water wells. PVC

compounds used in the production of CertainTeed well products meet the

requirements of ASTM D1784, cell classification 12454.

THE SPECIAL ADVANTAGES OF PVC

- Long Life: PVC is completely immune to electrolytic and galvanic corrosion, so it won't rust or rot like metal pipe can.
- High Chemical Resistance: PVC's excellent chemical resistance makes it immune to virtually all chemicals normally found in wells, including chlorine-based disinfectants and the highly corrosive acids often used for well rehabilitation.
- Testing performed by NSF International has shown that PVC will have no detrimental effects on the taste or color of potable water. Many customers prefer to drink potable water pumped through PVC rather than water pumped through metal pipe.
- Because PVC is a non-conductor, the chances of lightning damage are minimized.
- Lightweight and easy to handle.
- Quick and easy to install.
- Approved for use by most State Regulatory Agencies.

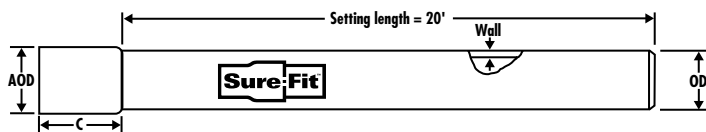
CertainTeed is the industry leader in PVC well casing, offering a broad range of sizes and classes to suit virtually all applications, from small diameter residential to large diameter irrigation wells. PVC well casing produced at our modern manufacturing facilities is **NSF14** listed, which is your assurance that these products have been independently tested by a nationally recognized authority to the dimensional and quality standards of **ASTM F480**. All CertainTeed F480 well casing is manufactured and routinely tested to **IC-1** impact classification requirements (sizes 5" and above carry the IC-1 rating).

CertainTeed PVC well casing is produced with a deeper bell for a stronger, more durable bond. Bell lengths on 4" through 6" casing exceed minimum ASTM F480 requirements by 7% - 30%. Solvent weld belled end joints are designed to seal securely, creating a continuous watertight system.

CertainTeed also manufactures the industry's most complete line of fittings for use with solvent weld casing (see page 4). All fittings are individually fabricated to exacting quality standards at our modern production facilities.

Nominal Size	O.D.	Class	Min. Wall Thickness	Inside Diameter		Bell Dimensions		Weight lbs./ft.	RHCP PSI	Part Number
				Min.	Max.	AOD	C			
2"	2.375	SCH 40	0.154	2.025	2.067	2.71	4.50	.705	306	650031
3"	3.500	SCH 40	0.216	3.012	3.068	3.97	4.00	1.453	262	650833
4"	4.500	SDR 32.5	0.138	4.106	4.223	4.81	6.50	1.243	29	659621
		SDR 26	0.173	4.033	4.154	4.88	6.50	1.539	59	652134
		SDR 21	0.214	4.016	4.072	4.97	6.50	1.886	115	654138
		SCH 40	0.237	3.968	4.026	5.02	6.50	2.078	158	650130
4½"	4.950	SDR 26	0.190	4.502	4.570	5.37	6.50	1.864	59	651830
		SCH 40	0.248	4.379	4.454	5.49	6.50	2.403	135	651137
		SDR 17	0.291	4.288	4.368	5.58	6.50	2.794	224	656538
5"	5.563	SDR 26	0.214	5.009	5.135	6.04	7.00	2.359	59	652233
		SDR 21*	0.265	4.941	5.033	6.15	7.00	2.911	115	654244
		SDR 17	0.327	4.810	4.909	6.28	7.00	3.528	224	656637
6"	6.625	SDR 32.5	0.204	6.093	6.217	7.08	7.00	2.710	29	660030
		SDR 26	0.255	5.984	6.115	7.19	7.00	3.347	59	652332
		SCH 40	0.280	5.961	6.065	7.24	7.00	3.675	79	650239
		SDR 21	0.316	5.885	5.993	7.32	7.00	4.117	115	654336
		SDR 17	0.390	5.728	5.845	7.47	7.00	5.006	224	656736
6¼"	6.900	DR 27.6	0.250	6.270	6.400	7.45	7.00	3.433	49	659539
		SDR 21**	0.329	6.128	6.242	7.62	7.00	4.460	115	654930
		SDR 17	0.406	5.964	6.088	7.78	7.00	5.453	224	656835
8"	8.625	SDR 26	0.332	7.771	7.961	9.35	7.00	5.663	59	652431
		SDR 21	0.410	7.666	7.805	9.52	7.00	6.915	115	654435
10"	10.750	SDR 26	0.413	9.724	9.924	11.65	7.50	8.782	59	652530
		SDR 21	0.511	9.567	9.728	11.86	7.50	10.805	115	654534
12"	12.750	SDR 26	0.490	11.561	11.770	13.82	8.00	12.382	59	652639
		SDR 21	0.606	11.345	11.538	14.06	8.00	15.050	115	654633
14"	14.000	SCH 40	0.437	12.924	13.126	14.96	8.00	12.217	31	650635
16"	16.000	SCH 40	0.500	14.790	15.000	17.11	8.00	16.099	31	650734
		SDR 26	0.616	14.544	14.768	17.35	8.00	19.328	59	652837

* Equivalent to SCH 40
** Commonly referred to as 6⅛"



Notes

- Dimensions are in inches.
- All dimensions and weights are subject to normal manufacturing tolerances.
- RHCP = Resistance to Hydraulic Collapse Pressure at room temperature (predicted failure point - no safety factor included). See brochure on the Selection of PVC Well Casing Based on Hydraulic Collapse Considerations, Literature Code 40-37-02, for additional details.
- Plain-End casing available on a special order basis.
- PVC Casing is normally referred to by SDR or SCH number. Class equivalents are:
 - SDR 32.5 = Class 125 SDR 21 = Class 200
 - SDR 26 = Class 160 SDR 17 = Class 250

PACKAGING AND WEIGHTS

Size	Class	Feet Per Fast Pak	Fast Paks Per Truckload	Feet Per Truckload	Lbs. Per Truckload
2"	SCH 40	2100	28	58800	41454
3"	SCH 40	920	28	25760	37429
4"	SDR 32.5	580	28	16240	20186
	SDR 26	580	28	16240	24993
	SDR 21	580	28	16240	30628
	SCH 40	580	28	16240	33746
4 1/2"	SDR 26	520	24	12480	23263
	SCH 40	520	24	12480	29989
	SDR 17	520	24	12480	34869
5"	SDR 26	460	24	11040	26043
	SDR 21*	460	24	11040	32137
	SDR 17	460	24	11040	38949
6"	SDR 32.5	400	20	8000	21680
	SDR 26	400	20	8000	26776
	SCH 40	400	20	8000	29400
	SDR 21	400	20	8000	32936
	SDR 17	400	20	8000	40048
6.9" O.D.	DR 27.6	340	20	6800	23344
	SDR 21	340	20	6800	30328
	SDR 17	340	20	6800	37080
8"	SDR 26	280	16	4480	25370
	SDR 21	280	16	4480	30979
10"	SDR 26	80	36	2880	25292
	SDR 21	80	36	2880	31118
12"	SDR 26	80	24	1920	23773
	SDR 21	80	24	1920	28896
14"	SCH 40	120	12	1440	17592
16"	SCH 40	120	12	1440	23182
	SDR 26	120	12	1440	27832

* Equivalent to SCH 40

Note: Packaging may vary slightly between production locations; consult shipping plant for details.



SOLVENT WELD PVC WELL FITTINGS

CAPS



Size	Part Number	O.D.	Length
4" (1)	810374	5.00	3.13
4½"	810435	5.40	4.00
5" (1)	810381	6.13	4.25
6"	810398	7.30	4.25
6¼" (2)	810459	7.60	4.25
8"	810404	9.30	4.50
10"	810411	11.50	5.00
12"	810428	13.60	5.00
14"	810503	15.00	5.00
16"	810473	16.80	5.40
16" Heavy Wall	810527	17.00	5.50

(1) Molded Cap – base is raised instead of flat

(2) Fits all 6.9" O.D. casing

COUPLINGS



Size	Part Number	O.D.	Length	Coupling Stock Class
4"	690808	4.93	10.00	SCH 40
4½"	690884	5.45	11.00	SCH 40
4½"	690952	5.54	11.00	SDR 17
5"	690815	6.10	13.00	SDR 21
6"	690822	7.26	13.00	SDR 26
6¼" (1)	690907	7.45	14.00	DR 27.6
6¼" (1)(2)	690938	7.60	11.00	N/A
8"	690839	9.45	13.00	SDR 26
10"	690846	11.58	13.00	SDR 26
12"	690853	13.74	13.00	SDR 26
14"	690877	14.88	14.00	SCH 40
16"	690860	17.05	16.00	SCH 40

(1) Fits all 6.9" O.D. casing

(2) Machined, heavy wall

REDUCERS




Size	Part Number	O.D.	Length	Coupling Stock Class
4½" x 4"	690983	5.45	11.00	4½" SCH 40
4½" x 4"	690969	5.54	11.00	4½" SDR 17
5 Bell x 4" Spigot	690914	6.10	11.50	4" SDR 21
5 x 4½"	690921	6.10	11.50	5" SDR 17
6¼" x 6" (1)	810466	7.45	14.00	6.9" DR 27.6
6¼" x 6" (1)(2)	690945	7.60	11.00	N/A

(1) Fits all 6.9" O.D. casing

(2) Machined, heavy wall

Reducers are all Bell x Bell unless otherwise noted.

PUMP ADAPTERS



Size	Part Number	O.D.	Length	Coupling Stock Class
4"	691010	5.20	13.50	SCH 80 (thickened)
6"	691027	7.50	15.00	SCH 80 (thickened)

Solvent Weld Bell x NPT Thread

Note: All dimensions are in inches and are subject to normal manufacturing tolerances.

**KWIK-SET® THREADED DROP PIPE
FOR SUBMERSIBLE PUMPS**

U.S. PAT NO. 6,666,480

SCH80 (SCH120 Bell) ASTM D1785 20' lengths

Size	OD	Min. Wall Thickness	Weight (lbs./ft.)	Approx. Max. Setting Depth (ft.)	Max. Pressure Rating (psi)	Max. HP	Ft. Per Fast Pak	Fast Paks Per Truckload	Part Number
1"	1.315	0.179	0.407	450	320	1.5	2400	40	870385
1 1/4"	1.660	0.191	0.561	400	260	2.0	2040	36	870392
2"	2.375	0.218	0.936	300	200	7.5	1060	40	870378

SCH120 ASTM D1785 20' lengths


Size	OD	Min. Wall Thickness	Weight (lbs./ft.)	Approx. Max. Setting Depth (ft.)	Max. Pressure Rating (psi)	Max. HP	Ft. Per Fast Pak	Fast Paks Per Truckload	Part Number
1"	1.315	0.200	0.445	500	360	1.5	2400	40	870446
1 1/4"	1.660	0.215	0.619	450	300	2.0	2040	36	870453
2"	2.375	0.250	1.054	375	240	7.5	1060	40	870460

PVC DROP PIPE

**COST-EFFECTIVE & FAST
CONNECT 20' JOINTS IN
SECONDS WITHOUT COUPLINGS!
NO CORROSION!**

**Low-profile thread lead-in area
positions joints for
ease of assembly**

**SCH120
belled-end thickness for
added strength and rigidity**



PVC THREADED DROP PIPE

SCH80 ASTM D1785 20' lengths

Nom. Size	O.D.	Min. Wall Thickness	Weight lbs./ft.	Approx. Max. Setting Depth, ft.	Max. Pressure Rating, psi	Max. HP	Ft. Per Fast Pak	Fast Paks Per Truckload	Part Number
1"	1.315	0.179	0.407	550	320	1.5	2400	40	870286
1 1/4"	1.660	0.191	0.561	450	260	2.0	2040	36	870293
2"	2.375	0.218	0.936	300	200	7.5	1060	40	870316

SCH120 ASTM D1785 20' lengths

Nom. Size	O.D.	Min. Wall Thickness	Weight lbs./ft.	Approx. Max. Setting Depth, ft.	Max. Pressure Rating, psi	Max. HP	Ft. Per Fast Pak	Fast Paks Per Truckload	Part Number
1"	1.315	0.200	0.445	600	360	1.5	2400	40	870477
1 1/4"	1.660	0.215	0.619	500	300	2.0	2040	36	870484
1 1/2"	1.900	0.225	0.750	450	270	5.0	1800	40	870491
2"	2.375	0.250	1.054	375	240	7.5	1060	40	870507

Notes for Threaded Drop Pipe and KWIK-SET®

- Dimensions are in inches.
- All dimensions and weights are subject to normal manufacturing tolerances.
- Pressure ratings are based on ASTM D1785 for threaded drop pipe at 73.4°F. Couplings or other fittings used must equal or exceed this value for the drop pipe system to have the rating shown.
- Approximate setting depths shown are based on a set of typical operating parameters (including 60 psi discharge pressure at the well head). Water temperature, type of coupling used, pumping level of water, flow rate, tank pressure, etc., may affect this value. Analysis of project-specific operating conditions should make use of the friction loss chart.
- All application guidelines are based on the use of a check valve at or within 20' of the pump, and at higher elevations, as required.
- 1" size packaged into 100' bundles within each Pak.



FRICIONAL LOSS FOR ALL THREADED PIPE, FT. H₂O PER 100 FEET

Flow Rate GPM	SCH80			SCH120			
	1"	1 1/4"	2"	1"	1 1/4"	1 1/2"	2"
5	2.401	0.588	0.077	2.987	0.708	0.318	0.091
7	4.477	1.096	0.144	5.570	1.320	0.593	0.170
10	8.667	2.122	0.279	10.782	2.556	1.148	0.329
15	18.365	4.496	0.591	22.847	5.416	2.432	0.696
20	31.288	7.659	1.008	38.923	9.227	4.143	1.186
25	47.299	11.579	1.523		13.949	6.264	1.793
30		16.229	2.135		19.552	8.780	2.514
35		21.592	2.841		26.012	11.681	3.344
40			3.637			14.958	4.283
45			4.524			18.604	5.327
50			5.499				6.474
55			6.561				7.724
60			7.708				9.075

Max. Recommended Flow Rate (GPM)

11 20 46 10 19 26 43

- 5 fps flow velocity