

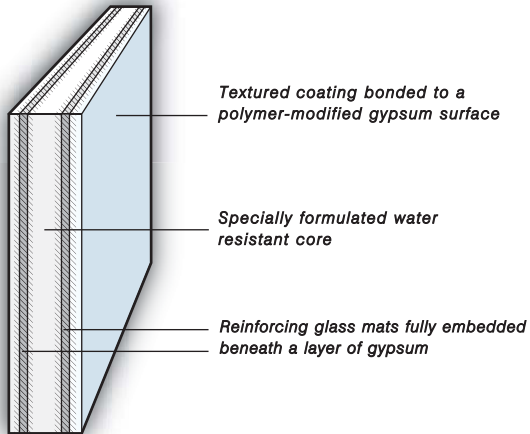
Product Overview

Diamondback™ Tile Backer is a superior tile substrate for walls, ceilings, and countertops, specially designed by CertainTeed to meet the demands of high-moisture areas. With an innovative, built-in moisture-blocking coating that resists moisture at the surface, **Diamondback™** Tile Backer protects tile installations and wall cavities from moisture intrusion and eliminates the need for a separate moisture barrier. Because paperless tile backer boards provide increased mold resistance, **Diamondback™** Tile Backer is well-suited for tile and non-tile installations in wet and non-wet applications, areas of high humidity and for fire-rated assemblies.

GlasRoc® Products – Superior Technology

CertainTeed's **GlasRoc®** family of products features unique Embedded Glass Reinforced Gypsum™ (EGRG™) technology. This patented* technology combines a protective textured coating on the face, with reinforced glass mats fully embedded into a water-resistant gypsum core, positioned beneath a polymer-modified gypsum surface. The **GlasRoc®** offering provides:

- Water-resistant, paperless surface that is designed to meet the requirements of the application.
- Numerous fire-rated assembly designs for safety and performance.
- Moisture and mold resistance for protection and durability.
- Lightweight and designed to cut like regular gypsum board for ease of installation.



*Covered by U.S. Patent No. 6,524,679; 6,878,321; 6,866,492; and other patents pending.



Diamondback™ Tile Backer offers:

- A superior water-resistant surface.
- Specially formulated water-resistant core.
- Excellent fire-resistance properties, and numerous fire-rated designs.
- Mold resistance rating of 10 when tested in accordance with ASTM D 3273.
- Conformity to design and code requirements.
- A lightweight tile backer that cuts like regular gypsum board and is easy to handle and install – with minimal skin irritation due to fully embedded glass mats.
- Lifetime Limited Warranty for residential applications.
- Twenty Year Limited Warranty for commercial applications.
- Meets ASTM C 1178, which is recognized by the Tile Council of North America (TCNA).
- Reduced surface alkalinity versus conventional cement board.



™ © CertainTeed is a trademark of CertainTeed Corporation. All other trademarks are the property of its affiliates and related companies.

NOTICE: The information in this document is subject to change without notice. CertainTeed assumes no responsibility for any errors that may inadvertently appear in this document.

ASK ABOUT ALL OF OUR OTHER CERTAINTEED® PRODUCTS AND SYSTEMS:

ROOFING • SIDING • TRIM • WINDOWS • DECKING • RAILING • FENCE
INSULATION • GYPSUM • CEILINGS • FOUNDATIONS • PIPE

CertainTeed Corporation
P.O. Box 860
Valley Forge, PA 19482

Professional: 800-233-8990
Consumer: 800-782-8777
www.certainteed.com
http://blog.certainteed.com

©02/11 CertainTeed Gypsum. Printed in U.S.A. on recycled paper. CTG-2509/8M/02-2011

CertainTeed Diamondback™ GlasRoc® Tile Backer Installation Instructions



CertainTeed
SAINT-GOBAIN

Bathtub and Shower Walls or Ceilings

Walls or Ceilings

When using **Diamondback™** Tile Backer as a tile substrate in residential wall applications, panels should be installed with the textured side facing the interior.

Diamondback™ Tile Backer can be scored and cut with a standard utility knife. After cutting panels to required size, make cutouts and then snug fit ends and edges, being certain not to leave gaps between panels.

When used as a tile substrate for walls, minimum 20-gauge steel or wood framing 16" (400 mm) o.c. without blocking for 1/2" (12.7 mm); or 24" (610 mm) o.c. for 5/8" (15.9 mm). Panels can be applied horizontally or vertically.

When used as a tile substrate for ceilings, panels should be applied perpendicular to framing. Framing should be spaced no greater than 12" (300 mm) o.c. for 1/2" (12.7 mm) thickness or 16" (400 mm) o.c. for 5/8" (15.9 mm) thickness. For walls and ceilings, fasteners should be spaced 6" (150 mm) o.c. on wood and metal framing. Drive fasteners flush with coated surface and do not countersink. Refer to fastener chart. Using 2" (50 mm) wide 10 x 10 alkali-resistant fiberglass mesh tape, bed tape on all joints and corners with material used to set tiles. Apply sealant to seal fixture and plumbing penetrations and abutments to dissimilar materials.

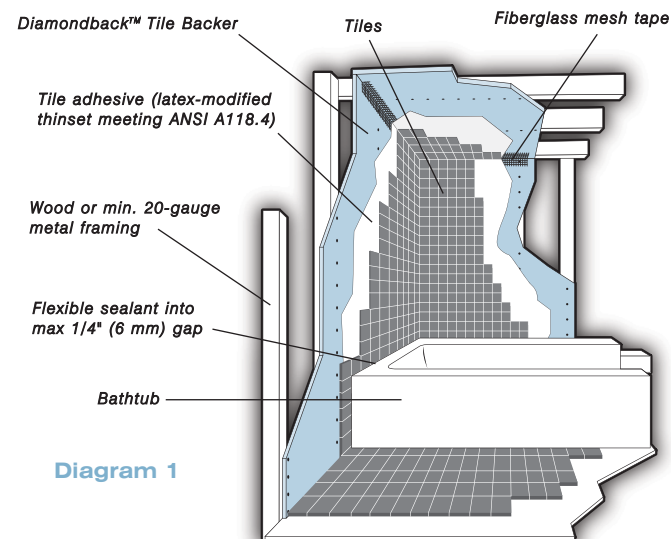


Diagram 1

Special notes:

- Do not use an additional moisture barrier. **Diamondback™** Tile Backer has a built-in moisture barrier.
- Do not use all-purpose joint compound or paper tape in wet areas. Use 2" (50 mm) wide 10 x 10 alkali-resistant fiberglass mesh tape.
- Do not use **Diamondback™** Tile Backer as a base for nailing and mechanical fastening.
- Do not laminate Diamondback Tile Backer directly to masonry block or concrete. Framing or furring of wall is necessary.

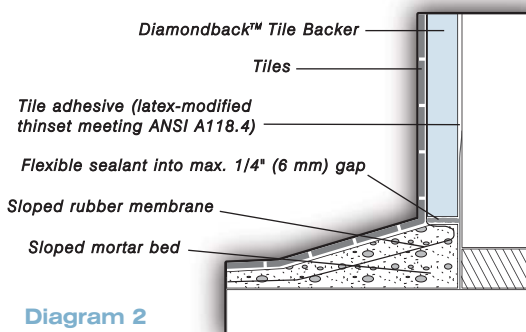


Diagram 2

Bathtub or Shower Receptor

Install **Diamondback™** Tile Backer on walls in accordance with instructions in Diagram 1.

Diamondback™ Tile Backer may be applied on walls horizontally or vertically. Thoroughly filling the space between the tile and tub with a flexible sealant will help prevent water penetration.

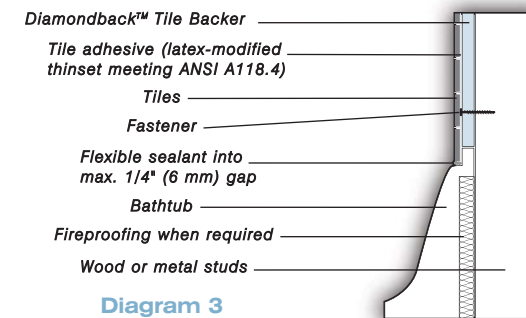


Diagram 3

Shower Pan

Adequately slope shower pan or rubber membrane to the open drain or weep hole, permitting proper drainage. Do not use **Diamondback™** Tile Backer in the shower pan or as a shower base.

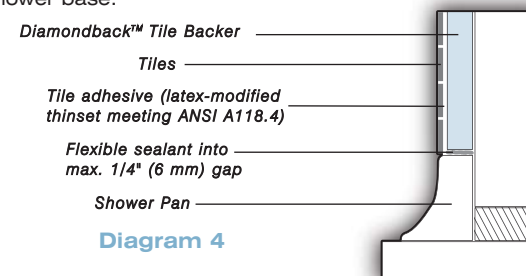


Diagram 4

INSTALLATION GUIDE FOR DIAMONDBACK™ TILE BACKER FASTENING PATTERNS

Fastening patterns and other detailed information for recommended installation and application of Coated Glass Mat Water Resistant Gypsum Backer Board (ASTM C 1178) can be found below and in the Tile Council of North America, Inc.'s *TCA Handbook for Ceramic Tile Installation*™.

Recommendations for Fasteners - Wood or Metal Framing for Walls & Ceilings

Spacing for all fastener types to be 6" (150 mm) o.c. along frame

Product	Fastener	Fastener Size / Type
Diamondback™ Tile Backer 1/2" (12.7 mm)	Screws	1-1/2" (38 mm) corrosion resistant, backerboard screws with coarse threads
	Nails	Hot dip 7/16" (11 mm) head, galvanized roofing nail, 1-1/2" (38 mm) minimum length
Diamondback™ Tile Backer 5/8" (15.9 mm) Type X	Screws	1-5/8" (41 mm) corrosion resistant, backerboard screws with coarse threads
	Nails	Hot dip 7/16" (11 mm) head, galvanized roofing nail, 1-3/4" (44 mm) minimum length

Recommended Materials

- 1/2" or 5/8" **Diamondback™** Tile Backer Type X for walls and ceilings
- 1/2" **Diamondback™** Tile Backer for countertops
- 2" (50 mm) wide alkali-resistant mesh tape
- Flexible sealant
- No additional moisture barrier needed
- Tile adhesive (latex-modified thinset meeting ANSI A118.4)
- Metal studs - minimum 20 gauge
- Minimum recommended stud depth: wood - 3-1/2" (89 mm); steel - 3-5/8" (92 mm)