


FLINTBOARD™ CRICKETS

Pre-Cut Polyisocyanurate Roof Crickets

Product Information



FlintBoard™ Pre-Cut Crickets are specified for use in hot asphalt or coal tar BUR, modified bitumen and single-ply membrane systems. FlintBoard Pre-Cut Crickets are manufactured in a tapered profile to attain positive drainage while maintaining the highest thermal efficiency available in a tapered system.

FlintBoard Pre-Cut Crickets are pre-packaged with only the triangular sections, not the entire cricket. Each cricket has a right angle to align with CertainTeed's standard FlintBoard 4' x 4' tapered insulation panels. Available in 1/4" per ft. and 1/2" per ft. slope. Construction variances from building drawings are easily accommodated on site. Specify FlintBoard Pre-Cut Crickets, the pre-engineered HINGED cricket.

Typical Physical Properties

PROPERTY	TEST METHOD	TYPICAL RESULTS
Dimensional Stability (Length and Width)	ASTM D2126	< 2%
Compressive Strength (10% Deformation)	ASTM D1621	20 psi (140 kPa)
Water Absorption	ASTM C209 ASTM D2842	< 1% < 3.5%
Moisture Vapor Transmission	ASTM E96	< 1.5 perm (85.0ng/ (Pa•s•m ²))
Product Density	ASTM D1622	Nominal 2.0 pcf
Flame Spread	ASTM E84 (Full 10 min.Test)	25-50**
Smoke Developed	ASTM E84 (Full 10 min.Test)	50-170**
Tensile Strength	ASTM D1623	> 730 psf (35 kPa)
Service Temperature	—	-100 to 250°F (-73 to 122°C)

The physical properties listed above are presented as typical average values as determined by accepted ASTM test methods and are subject to normal manufacturing variation. This data is offered as a service to our customers and is subject to change. All information can be confirmed by contacting CertainTeed's Technical Department.

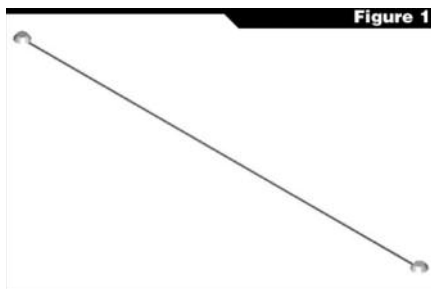
**The numerical ratings as determined by ASTM Test Method E84 are not intended to reflect hazards presented by this or any other material under actual fire conditions. A flame spread index of 75 or less meets code requirements regarding flame spread for foam plastic roof insulation. However, flame spread values are not required for foam plastic insulation used in roof deck constructions that comply as an assembly with FM 4450 or UL 1256. Smoke Developed values do not apply to roofing.

Installation

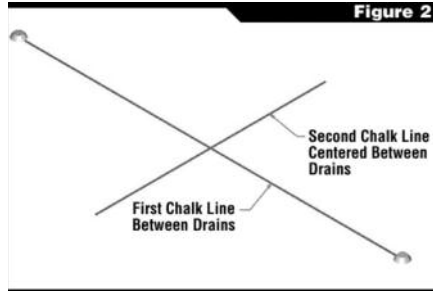


FlintBoard Pre-Cut Crickets Installation Instructions

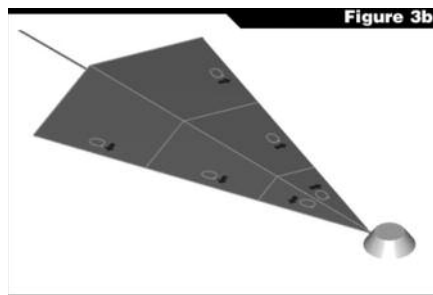
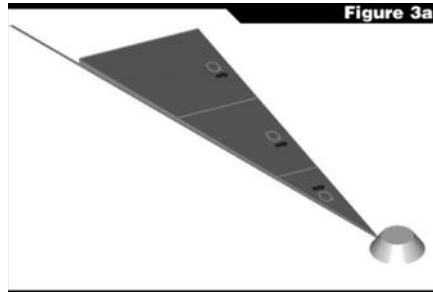
NOTE: The following instructions apply specifically to a 50' cricket.
The processes described, however, apply to crickets of all sizes.



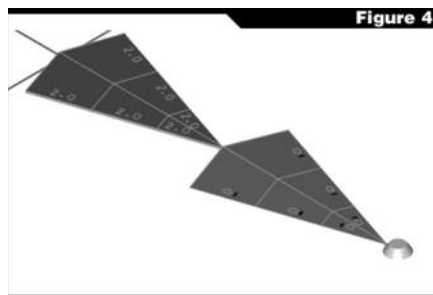
1. Snap a line between drains.
If the surface is not smooth, a string may be tied to each drain head.
This is your Cricket Ridgeline.
2. Determine the mid-point between drains and snap a line perpendicular to the Cricket Ridgeline at this point – this is your Cricket Centerline.



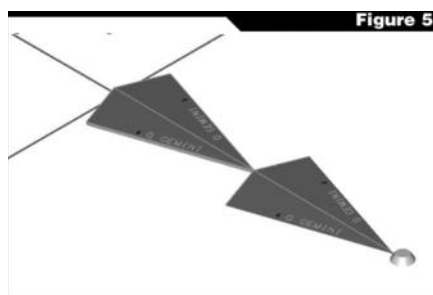
3. Open a Q FlintBoard Box.
There are two - (3 panel hinged) pre-cut units in each Q FlintBoard Box. Place the 2 - Q FlintBoard units on either side of the Cricket Ridgeline. Make sure the narrow angle is at the drain and the hypotenuse (long side) is on the Cricket Ridgeline.

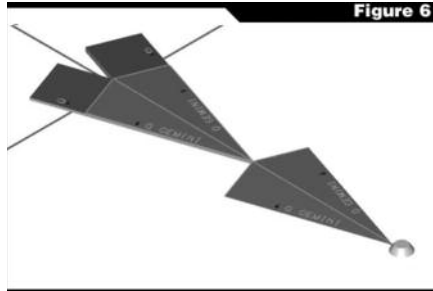


4. Open a 2" FlintBoard Box.
There are two pre-cut units in each 2" FlintBoard Box. Place the 2-2" FlintBoard units on either side of the Cricket ridgeline with the narrow angles meeting at the back of the previously placed Q FlintBoard Panels.

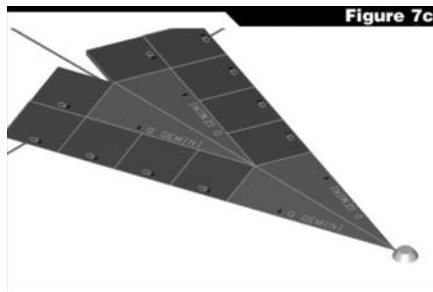
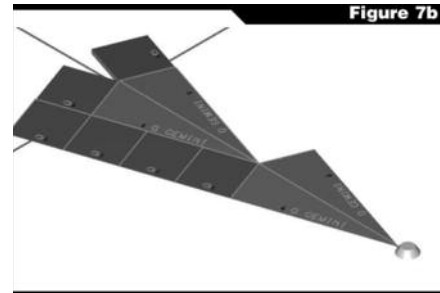
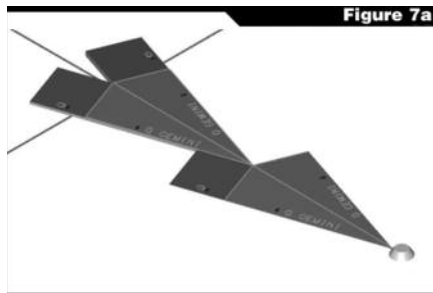


5. Open another Q FlintBoard Box and install both of the Q FlintBoard units directly on top of the 2-2" FlintBoard units previously placed.

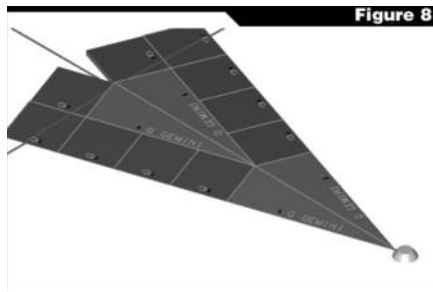




6. Now you will need 10 standard tapered Q panels (4'x4") and two 2" panels (4'x4'). Start by placing 1 Q panel on top of a 2" flat panel and set in place on either side of the ridge valley at the end of the Q+2" pre-cut FlintBoard units. Most of the Q+2" 4x4 units will be on the opposite side of your centering line. (This is ok and we will trim this off later.)



7. Next fill in the Q Panel row on either side of the ridgeline. Again allowing the last piece to overlap your centerline.



8. Now snap your centerline on top of your cricket panels and trim off the minimal waste.

9. Repeat the process from the other drain and trim accordingly.

Storage

Storage/Precautions: Factory-applied packaging is intended only for protection during transit. When stored outdoors or on the job site, packages should be stacked on pallets at least four inches above ground level and completely covered with a weatherproof covering such as a tarpaulin. The temporary factory-applied packaging should be slit or removed to prevent accumulation of condensation. Roof insulation which has become wet or damaged should be removed and replaced with solid, dry insulation.

Warning

Warning! Do Not Leave Exposed: This product is a polyiso organic plastic foam and will burn if exposed to an ignition source of sufficient heat and intensity, or open flame, such as a welder's torch. Like other organic materials, this product will release smoke if ignited. Do not apply flame directly to FlintBoard roof insulations. This product should be used only in strict accordance with CertainTeed recommended uses and instructions.

Codes and Compliances

- Federal Specification HH-I-1972/GEN and HH-I-1972/2 and 3, Class 1 have been cancelled.
- ASTM C1289, Type II, Class 1 (FlintBoard ISO-T)
- Metro-Dade County, Florida
- California State Insulation Quality Standards and Title 25 Foam Flammability Criteria
- IBC, BOCA, ICBO and SBCCI Sections on Foam Insulation
- CCMC
- Meets CAN/CGSB Standards.

FM Standard 4450/4470 Approval

Tapered FlintBoard ISO-T is approved for Class 1 insulated steel, wood, concrete and gypsum roof deck construction for both 1-60 and 1-90 Windstorm Classifications (may be mopped or mechanically fastened to concrete roof deck). Refer to FM Approval Guide for details on specific systems.

UL Standard 1256 Classification

Insulated metal deck construction assemblies - Construction #120 and #123

UL Standard 790 (ASTM E108) Classification

Class A with most roof membrane systems. See UL Roofing Materials & Systems Directory.

UL Standard 263 Fire Resistance Classification (ASTM E119)

Some classifications for fire resistance for Tapered ACFoam are P225, P230, P259, P508, P510, P514, P701, P710, P713, P717, P718, P719, P720, P722, P723, P724, P725, P727, P728, P729, P730, P732, P801, P814, P815, P818, P819, and P828. Some classifications for fire resistance for FlintBoard ISO-T and/or FlintBoard ISO-T Plus are P230, P259, P508, P510, P514, P710, P711, P715, P717, P718, P814, P815, P818, and P828.

UL of Canada

Insulated Roof Deck Assemblies - Construction #C34
Meets CAN/ULC-S126-M86

FlintBoard Pre-Cut Crickets Thicknesses and LTTR FlintBoard Pre-Cut Crickets Long-Term Thermal Resistance*						
Marking	Thickness		Slope Per		Average	
	IN	MM	Foot	3.048 Decimeter	LTTR Value	RSI
X	0.5"-1.5"	12.70-38	1/4"	.64	6	1.06
Y	1.5"-2.5"	38.10-63.50	1/4"	.64	12.1	2.13
Q	0.5"-2.5"	12.70-63.50	1/2"	1.27	9	1.58
2"	2.0"	50.80	N/A	N/A	12.1	2.13

*Long-term thermal resistance values of the foam were determined in accordance with CAN/ULC-S770. All test samples were third party selected and tested by an accredited materials testing laboratory.

Packaging Data			
Description	Slope	Contents	Square Feet / Uncut boards
X Box Unit	1/4" /Ft.	1 Full Diamond (4 pieces)	192
Y Box Unit	1/4" /Ft.	1/2 Diamond (2 pieces)	96
Q Box Unit	1/2" /Ft.	1/2 Diamond (2 pieces)	96
2" Box Unit	N/A	1/2 Diamond (2 pieces)	48

ASK ABOUT OUR OTHER CERTAINTeED PRODUCTS AND SYSTEMS:

EXTERIOR: ROOFING • SIDING • WINDOWS • FENCE • RAILING • TRIM • DECKING • FOUNDATIONS • PIPE
INTERIOR: INSULATION • GYPSUM • CEILINGS

CertainTeed Corporation
P.O. Box 860
Valley Forge, PA 19482

Professional: 800-233-8990
www.certainteed.com

