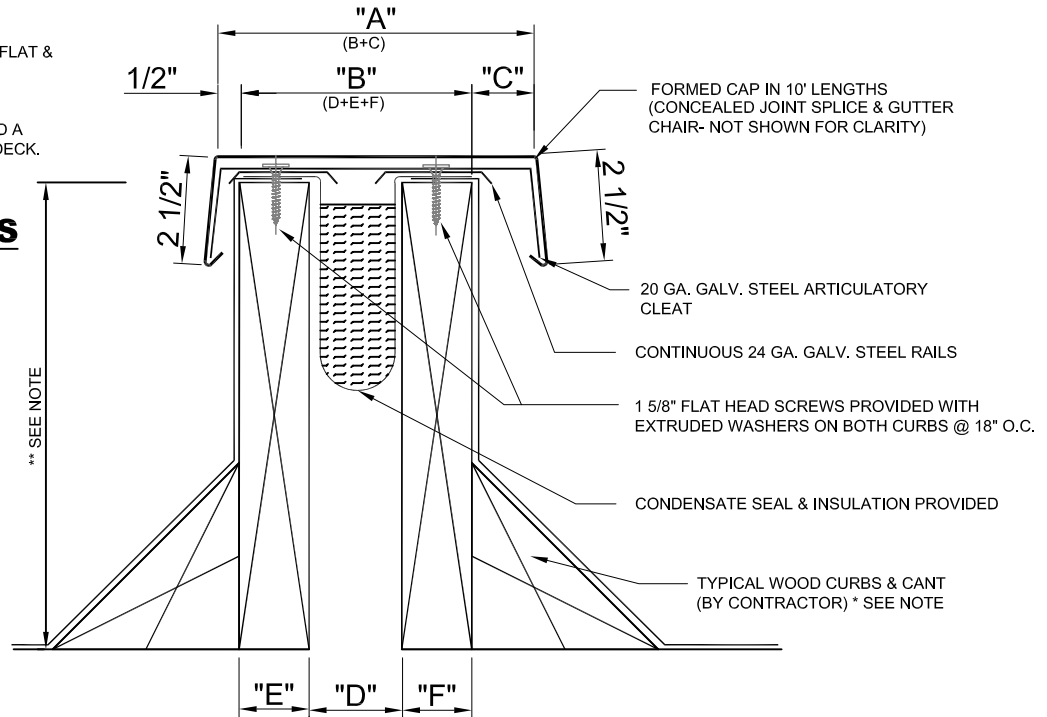


* TOP SURFACES OF CURBS MUST BE FLAT & LEVEL IN RELATION TO EACH OTHER

** INDUSTRY STANDARDS RECOMMEND A MINIMUM 10" CURB HEIGHT ABOVE DECK.

SPECIFICATIONS

- "A" _____
 "B" _____
 "C" _____
 "D" _____
 "E" _____
 "F" _____

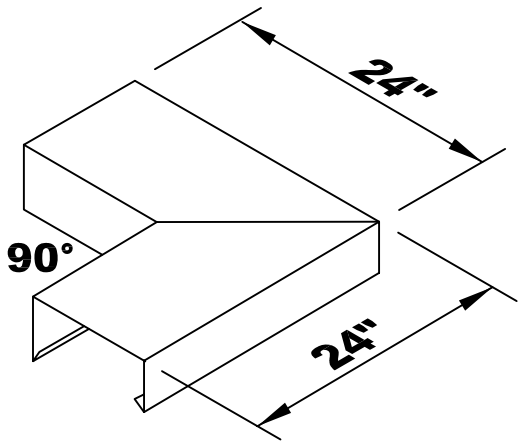


DETAIL:	ARCHITECTURAL REF:	DESCRIPTION:		
QUANTITY, THIS DETAIL _____ TOTAL LF _____ OUTSIDE CORNERS _____ INSIDE CORNERS _____ SPECIAL CORNERS (attach sketches) _____ END CAP - L _____ END CAP - R _____ END TERM - L _____ END TERM - R		MATERIAL <input type="checkbox"/> ALUMINUM <input type="checkbox"/> GALVANIZED <input type="checkbox"/> STAINLESS STEEL <input type="checkbox"/> _____ THICKNESS <input type="checkbox"/> .050 <input type="checkbox"/> .063 <input type="checkbox"/> 24 GA <input type="checkbox"/> _____	CORNER TYPE <input checked="" type="checkbox"/> WELDED CORNER	FINISH <input type="checkbox"/> MILL FINISH <input type="checkbox"/> PREFINISHED KYNAR <input type="checkbox"/> POST FINISHED KYNAR <input type="checkbox"/> PREFINISHED ANODIZE <input type="checkbox"/> POST FINISHED ANODIZE <input type="checkbox"/> _____ .063 PREFINISHED KYNAR IS ONLY AVAILABLE IN 7 STD. COLORS. COLOR _____
Transmittal <input type="checkbox"/> REQUEST FOR QUOTATION <input type="checkbox"/> SUBMIT FOR APPROVAL <input type="checkbox"/> REQUEST FOR INFORMATION <input type="checkbox"/> CONFIRMING TELECONFERENCE <input type="checkbox"/> FOR YOUR FILES By _____ Date _____		Customer Approval <input type="checkbox"/> APPROVED FOR FABRICATION <input type="checkbox"/> APPROVED AS NOTED <input type="checkbox"/> AMEND & RESUBMIT _____ Authorized Customer Signature _____ Title _____ Date _____		
Job Name		Job #		
Location		Sheet of		
Customer		By		
Representative		Date		
Architect				

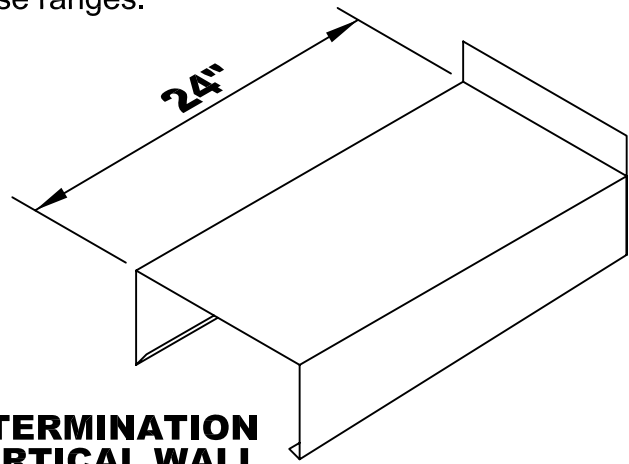
FlintEdge Roof to Roof Expansion Joint System

Model	Cap Width "A" in.	Exp Joint Span "B" in.	Exp Joint Travel "C" in.	Exp Joint Opening "D" in.	Fixed Curb "E" in.	Exp Joint Curb "F" in.
FERR-200	7 1/2	5	2	2	1 1/2	1 1/2
FERR-300	9 1/2	6	3	3	1 1/2	1 1/2
FERR-400	11 1/2	7	4	4	1 1/2	1 1/2

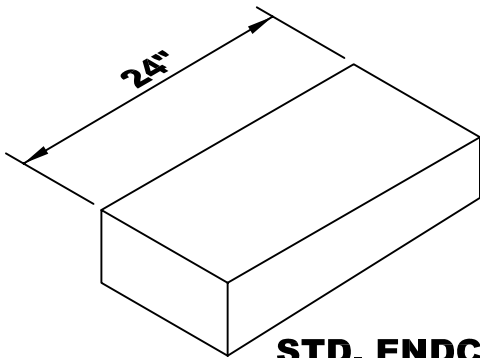
Intermediate sizes may be specified between FERR-200 and FERR-400
Consult manufacturer for requirements not within these ranges.



STANDARD CORNER



**STD. TERMINATION
AT VERTICAL WALL**

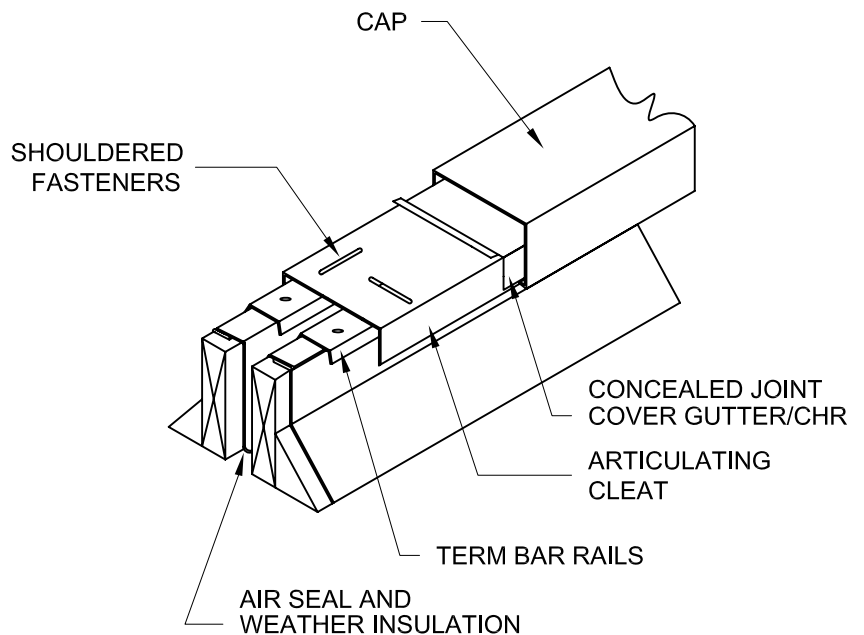


STD. ENDCAP

STANDARD EXPANSION JOINT CORNERS ARE 90° - 24" X 24". STANDARD ENDCAPS ARE 24" LONG.

FOR SPECIAL CORNER REQUIREMENTS, ATTACH SKETCHES OR CONSULT MFR. FOR ASSISTANCE.

MINIMUM AND MAXIMUM SIZES ARE INDICATED. INTERMEDIATE SIZES MAY BE SPECIFIED WITHIN THESE RANGES. CONSULT MFR. FOR REQUIREMENTS NOT WITHIN THESE RANGES.



CertainTeed Roofing
750 E. Swedesford Road
Valley Forge, PA 19482
Phone: (800) 999-5150
Fax: (800) 999-5350
Email: ctrpgcscentral@saint-gobain.com
www.certainteed.com