

** INDUSTRY STANDARDS
RECOMMEND A MINIMUM 10"
CURB HEIGHT ABOVE DECK.

SPECIFICATIONS

"A" = _____
 "B" = _____
 "C" = _____
 "D" = _____
 "F" = _____

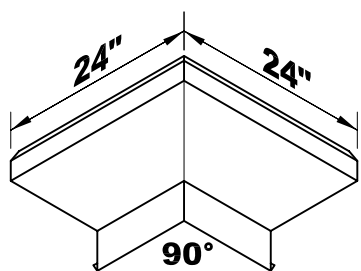
DETAIL:	ARCHITECTURAL REF:	DESCRIPTION:		
QUANTITY, THIS DETAIL _____ TOTAL LF _____ OUTSIDE CORNERS _____ INSIDE CORNERS _____ SPECIAL CORNERS (attach sketches) _____ END CAP - L _____ END CAP - R _____ END TERM - L _____ END TERM - R		MATERIAL <input type="checkbox"/> ALUMINUM <input type="checkbox"/> GALVANIZED <input type="checkbox"/> STAINLESS STEEL <input type="checkbox"/> _____ THICKNESS <input type="checkbox"/> .050 <input type="checkbox"/> .063 <input type="checkbox"/> 24 GA <input type="checkbox"/> _____	CORNER TYPE <input checked="" type="checkbox"/> WELDED CORNER	FINISH <input type="checkbox"/> MILL FINISH <input type="checkbox"/> PREFINISHED KYNAR <input type="checkbox"/> POST FINISHED KYNAR <input type="checkbox"/> PREFINISHED ANODIZE <input type="checkbox"/> POST FINISHED ANODIZE <input type="checkbox"/> _____ .063 PREFINISHED KYNAR IS ONLY AVAILABLE IN 7 STD. COLORS. COLOR _____

Transmittal <input type="checkbox"/> REQUEST FOR QUOTATION <input type="checkbox"/> SUBMIT FOR APPROVAL <input type="checkbox"/> REQUEST FOR INFORMATION <input type="checkbox"/> CONFIRMING TELECONFERENCE <input type="checkbox"/> FOR YOUR FILES By _____ Date _____	Customer Approval <input type="checkbox"/> APPROVED FOR FABRICATION <input type="checkbox"/> APPROVED AS NOTED <input type="checkbox"/> AMEND & RESUBMIT _____ Authorized Customer Signature _____ Title _____ Date _____
--	--

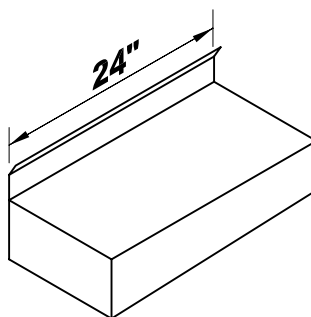
Job Name	Job #
Location	Sheet of
Customer	By
Representative	Date
Architect	

FlintEdge Roof to Wall Expansion Joint System

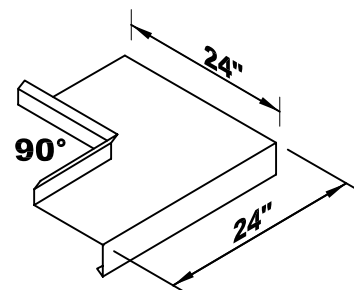
Model	Cap Width "A" in.	Exp. Joint Span "B" in.	Exp. Joint Travel "C" in.	Exp. Joint Opening "D" in.	Curb Width "F" in.
FERW-200	5 1/2	3 1/2	2	2	1 1/2
FERW-300	7 1/2	4 1/2	3	3	1 1/2
FERW-400	9 1/2	5 1/2	4	4	1 1/2



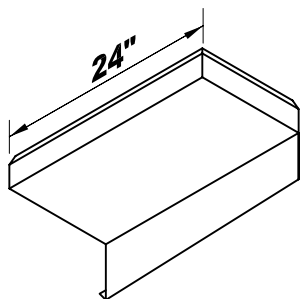
STD. INSIDE CORNER



END CAP
RIGHT HAND SHOWN



STD. OUTSIDE CORNER

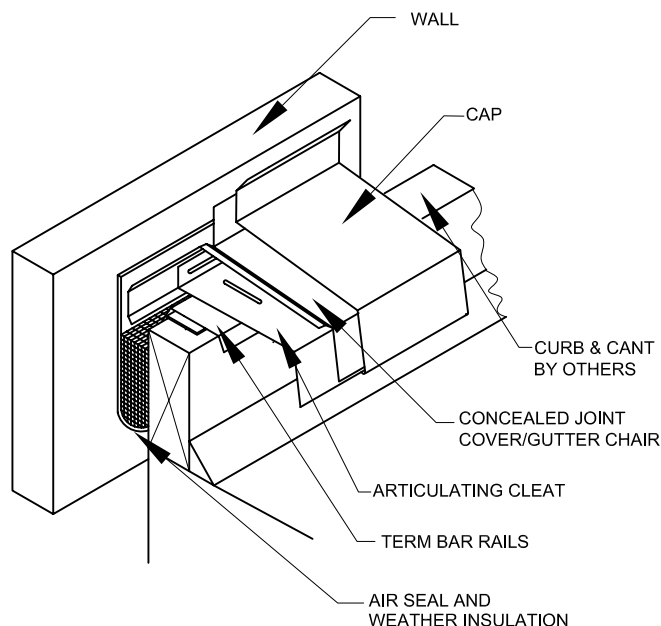


**END TERMINATION
AT VERTICAL SURFACE**

STANDARD EXPANSION JOINT CORNERS ARE 90° - 24" X 24". STANDARD END CAPS ARE 24" LONG.

FOR SPECIAL CORNER REQUIREMENTS, ATTACH SKETCHES OR CONSULT MFR. FOR ASSISTANCE.

MINIMUM AND MAXIMUM SIZES ARE INDICATED. INTERMEDIATE SIZES MAY BE SPECIFIED WITHIN THESE RANGES. CONSULT MFR. FOR REQUIREMENTS NOT WITHIN THESE RANGES.



CertainTeed Roofing
750 E. Swedesford Road
Valley Forge, PA 19482
Phone: (800) 999-5150
Fax: (800) 999-5350
Email: ctrpgcscentral@saint-gobain.com
www.certainteed.com