

CertainTeed

Integrity Coverage Program

Handbook




THREE LEVELS OF PREVENTATIVE MAINTENANCE
THREE OPTIONS TO FIT YOUR NEEDS

CertainTeed 

Quality made certain. Satisfaction guaranteed.™



Integrity Coverage Program



Defined

CertainTeed's Integrity Coverage Program for low slope roofs offers building owners 25-year warranty coverage for select, premium CertainTeed low slope roof systems (specifications of which appear later in this handbook, starting on page 10). The warranty covers leaks resulting from any defect in the CertainTeed roofing materials or the installation workmanship.

However, we don't stop there. CertainTeed goes beyond the basic warranty protection. We offer three options that provide increasing levels of inspection and maintenance, to keep your CertainTeed roof performing at the highest level for many years after installation. We call this three-tiered inspection and maintenance option the Integrity Coverage Program.

The three options within this program are Integrity NDL Coverage, Integrity Assurance Coverage and Integrity Maintenance Coverage.

How Integrity Coverage



Roof System Requirements

The roof system specified must be a CertainTeed Integrity Coverage Roof System Specification (one of CertainTeed's premium roof specifications, as outlined starting on page 10 of this handbook). CertainTeed Corporation-approved construction details must be utilized, and all guidelines outlined in the CertainTeed Commercial Roof Systems Manual must also be followed.

A CertainTeed Commercial Territory Manager (CTM) must be consulted and involved in the Integrity Coverage application and approval process prior to specification to verify that the roof project meets CertainTeed criteria for Integrity Coverage. The design of the roof system remains the responsibility of the architect, roof consultant, engineer and building owner. Integrity Coverage eligibility is limited to new construction roof projects and complete tear-off reroof projects (any damaged components of the roof deck must be replaced). Re-cover applications are not eligible. Cold storage and special use buildings require individual pre-approval, and special system specification requirements may apply.

The roof system must be installed by a CertainTeed Gold Star contractor. Upon satisfactory completion of the roof installation, an NDL Warranty or Maintenance Coverage Warranty will be issued by CertainTeed Corporation to the building owner.

Roof inspections are a key element of the installation process. The baseline inspection schedule for roofs installed according to Integrity Coverage Roof System Specifications includes two roof inspections performed by a CertainTeed employee or authorized representative:

- **Pre-installation**
- **Mid-phase**

and two roof inspections performed by a CertainTeed-authorized independent roof consultant:

- **Final, upon completion of IC roof installation**
- **Two years after completion of the roof installation**

Service to be performed by the CertainTeed Gold Star contractor or authorized, CertainTeed-designated IC contractor.

Building owners may choose from one of the following three levels of Integrity Coverage:

Integrity NDL Coverage (Good)

- Premium details and system specifications
- Final inspection and two-year inspection conducted by roof consultant
- Annual maintenance reminders with checklists sent to building owner
- Building owner responsible for maintenance
- 25-year warranty, covered by NDL Warranty

Integrity Assurance Coverage (Better)

- Incorporates all elements of Integrity NDL Coverage (above)
- Annual inspections conducted by Gold Star contractor
- Inspection reports and maintenance recommendations provided by CertainTeed to building owner
- Building owner responsible for maintenance
- 25-year warranty, covered by NDL Warranty

Integrity Maintenance Coverage (Best)

- Incorporates all elements of Integrity NDL Coverage and Integrity Assurance Coverage (above)
- Semi-annual inspections and maintenance through year 10 conducted by Gold Star contractor
- Maintenance includes: cleaning of outlets, scuppers and drains; repairs relating to manufacturing defects, installation workmanship issues, and/or normal wear of the roof membrane and membrane flashings; recoat, if applicable; upkeep of components such as insulation, metal and coping.
- Option to extend maintenance agreement three times in five-year increments
- Post-storm emergency inspections
- Roof component inclusions
- 25-year warranty, covered by Integrity Maintenance Coverage Warranty

A Note on Integrity Coverage

Certain sources or causes of roof leaks that are beyond the control of CertainTeed Corporation are not covered under the NDL or Integrity Maintenance Coverage Warranty. These include, but are not limited to, acts of war, acts of nature, vandalism, storm damage, failure of components not manufactured or provided by CertainTeed Corporation, and structural defects or excessive movement. The building owner should thoroughly review the warranty documents for complete coverage, limitations and exclusions.

Building Owner Responsibilities

It is the building owner's responsibility to maintain the integrity of the structure (masonry walls, for example); to prevent equipment discharge from collecting onto the roof membrane; to pay for repairs necessitated by damage to the roof membrane or system from other trades; to maintain HVAC and other rooftop equipment in a watertight condition; to renew and re-apply roof coatings used as a surfacing for the roof system in accordance with the coating manufacturer's recommendations (if not included in maintenance agreement); to maintain the free-flowing drains and outlets as needed between Integrity Coverage-mandated maintenance visits; to visually inspect roof after storms for signs of damage that need to be reported to CertainTeed; to maintain integrity of all roof components (if not participating in the Integrity Maintenance Coverage option); and to promptly report to CertainTeed any visible signs of leaks or damage to the roof system immediately upon discovery.

Building owner must notify CertainTeed of any alterations made to the roof during the 25-year warranty period.

CertainTeed Gold Star roofing contractors participating in the Integrity Coverage program should refer to the Integrity Coverage Roof Membrane Maintenance Agreement.

As part of that agreement, the contractor agrees to perform the services outlined in the preceding section "How Integrity Coverage Works/Roof System Requirements" and the lists detailing the three levels of Integrity Coverage.

Generally, the Gold Star contractor who installs the roof will be given the opportunity to conduct inspections and perform warranty-covered maintenance. However, CertainTeed, at its sole discretion, may select an alternate Gold Star contractor to perform necessary services.

Roof Consultant Responsibilities

The independent roof consultant hired by CertainTeed to perform inspections under the Integrity Coverage program shall submit a detailed report of findings to CertainTeed after each of the two scheduled inspections. This report can be provided to CertainTeed via fax, e-mail or express mail and must include digital photos of roof areas examined, particularly of any deficiencies noted. These reports shall be provided to CertainTeed within seven (7) business days after the inspection has been completed. CertainTeed will provide a summary of the report to the building owner and roofing contractor. All documents will be processed and maintained at www.ctndl.com.

CertainTeed Policy



Warranties

Under these three levels, CertainTeed offers two types of warranties, as outlined in this handbook. These warranties are dependent upon the level of inspection and maintenance chosen by the building owner. Warranties are obtained for a duration of twenty-five (25) years. Fees vary depending on a variety of factors including, but not limited to, size of the roof, products used, complexity of the roof, extent of anticipated maintenance required by CertainTeed to the roof, etc., and are subject to change at the sole discretion of CertainTeed. Should a leak occur, or should the watertight integrity of the membrane be compromised, CertainTeed will authorize repairs at its own expense in order to restore the roof membrane to a watertight condition, subject to the applicable warranty's terms and conditions. In order for a warranty to be issued, the following process must occur:

A CertainTeed Roofing Products Group Commercial Territory Manager (CTM) must be consulted prior to installation of the roof system to determine eligibility of the proposed project.

Upon determination of eligibility by the CertainTeed CTM, a CertainTeed Gold Star contractor authorized by CertainTeed must submit a completed Integrity Coverage Warranty Application. The CTM will electronically forward the application to the Regional Sales Manager for approval. Once approved, the application will be forwarded to the Commercial Warranty Department for processing. This process is carried out electronically through www.ctndl.com. Once processed, the Gold Star contractor will receive payment notification.

Once payment is received, the CTM will conduct a pre-job inspection. Inspections, which are for the sole benefit of CertainTeed, may occur prior to the start of the roofing application, during roofing application, and after the completion of the installation as determined necessary by CertainTeed. Upon receipt of notice of completion of the project from the contractor, a CertainTeed-approved roof consultant will conduct an inspection to determine if any installation issues need to be addressed prior to issuing the limited warranty. It is important to reemphasize that inspections are solely for the benefit of CertainTeed in determining whether the warranty should be issued.

A final written inspection report will be submitted by the roof consultant to the Commercial Warranty Department, and any remaining warranty fees must be paid.

Following completion of this process, a written warranty folder will be forwarded to the contractor. This folder will include a letter from CertainTeed, the warranty document, and a roof hatch sticker. The contractor is then responsible for forwarding this warranty to the property owner. The contractor should, at time of warranty delivery, affix the roof hatch sticker at the property location.

See sample copies of the NDL Warranty and Integrity Coverage Warranty on pages 8 and 9 of this handbook.

CertainTeed reserves the right to refuse to issue, at CertainTeed's sole discretion, any warranty on projects where an owner, architect, engineer or consultant imposes any condition upon the roofing contractor that results in roof application procedures that fail to comply with CertainTeed requirements as published in this handbook and in the CertainTeed Commercial Roof Systems Manual.

Conditions pertaining to the issuance of an NDL Warranty or Integrity Coverage Warranty:

- A) Application received and approved by CertainTeed, along with the warranty fee deposit, prior to installation of roof membrane materials.
- B) It is within CertainTeed's sole discretion to determine whether the roof membrane is suitable or unsuitable for issuance of the warranty upon completion of the roof.
- C) Once an application and warranty fee deposit have been received and approved by CertainTeed, and roof installation work has begun, the deposit is nonrefundable.
- D) An Integrity Coverage roof system of less than 100 squares shall be subject to minimum warranty fees as outlined by CertainTeed.

Ineligible Applications

Integrity Coverage will not be issued on any commercial roof system installed on or over the following, without the prior written approval of any such installation by the CertainTeed Roofing Products Group:

- Cold storage buildings
- Private residences
- Condominiums or co-op buildings
- Storage silos
- Heated tanks
- Structures outside the United States
- Structures with conduit or piping installed above the roof deck and under the roof membrane
- Thermal insulation not approved by CertainTeed
- Roofs without positive drainage
- Lightweight insulating concrete, unless venting is provided in accordance with CertainTeed specifications
- Any existing roofing system
- Plywood decks of 1/2" thickness without solid end blocking or without adequate support for end joints as determined by a structural engineer
- Structures with high interior humidity conditions (i.e., swimming pools, car washes, etc.).

CertainTeed will not issue written approval regarding plans, specifications, details, applications or roofer performance, or otherwise accept any responsibility for any roof system except as provided in the NDL Warranty or Integrity Maintenance Coverage Warranty.

Coverage

CertainTeed Corporation (CT) hereby warrants the *roof membrane* installed at the above address, subject to the following terms, conditions, limitations and exclusions, for a period of 25 years from the date of completion of the *roof membrane* installation. If, during the duration of this warranty, a deficiency in the *roof membrane* or a manufacturing defect in the *roof membrane* causes a leak, CT or its designated roofing contractor will, at CT's expense, repair the *roof membrane* as necessary to restore it to a watertight condition. Only deficiencies in the *roof membrane* that cause leaks are covered by this warranty. In no event, however, will CT be responsible for any costs related to the removal or abatement of any asbestos present in any existing roof system to which the CT *roof membrane* is applied.

Roof membrane, as used herein, shall include the following components: applicable base sheet(s), interplies, and cap sheet(s) (with appropriate roof coating of surfaces) required by the CT Product Specification, and asphalt material between layers when required, if applied per CT's Commercial Roof Systems Manual specification. Roof components which **are not** part of the *roof membrane* and hence **not** covered by this warranty include the following: underlying roof deck, insulation, vapor retarders, fasteners, metal work, drains, pitch pans, expansion joints, skylights, vents, plastic accessories, any flashing, decorative or reflective coating, surfacing and/or any aggregates.

For Integrity NDL or Integrity Assurance coverage: Installation of the CT Integrity Coverage Roof System must be on new construction or an existing roof deck following complete roof removal.

Exclusions from Coverage

This limited warranty does not cover leaks, damages or injuries of any type, including, but not limited to, damage to roof insulation, roof decks or other bases over which the CT products are applied, attributable directly or indirectly to any of the following:

1. Natural disasters, including, but not limited to, cyclones, tornadoes, hurricanes or other winds exceeding Force 9 on the Beaufort scale, lightning, earthquakes, flood, hail or fire.
2. Falling objects, civil insurrection, war, riot or vandalism.
3. Settlement, deflection, movement, moisture content, inadequate attachment, or other deficiencies of the roof deck, pre-existing roof system, walls, foundations or any other part of the building structure, insulation or other materials underlying the *roof membrane*.
4. Failure of the *roof membrane* caused or contributed by:
 - a. Maintenance, repair or work on the roof unrelated to the *roof membrane*, such as mechanical, electrical, plumbing, etc;
 - b. Infiltration or condensation of moisture in, through or around the walls, copings and metal components, pitch pans, building structure or underlying or surrounding materials;
 - c. Traffic of any nature or use of the roof surface as a storage area, walking or recreational surfaces or for any other similar purpose;
 - d. Movement or deterioration of metal work used in conjunction with the *roof membrane*;
 - e. Deposits of solids or liquids which may cause deterioration of the *roof membrane*;
 - f. Building design or construction;
 - g. Lack of positive drainage, to completely remove water from the *roof membrane* per NRCA guidelines; or
 - h. Installation over a wet surface or substrate.
5. Failure to adhere to CT's roof maintenance program (see CT's Roof Maintenance Form).
6. Unauthorized application on excluded buildings or structures (see CT's General Requirements).
7. Any change in the building's basic usage unless approved in advance in writing by CT.
8. Any use of roofing material of any kind or nature not approved in CT's Commercial Roof Systems Manual.
9. Placement of any additional structures on the *roof membrane* (such as, but not limited to, equipment or framework used in connection with air conditioning units, transmission and/or reception devices, signs and/or water towers).
10. Failure to maintain the watertight integrity of the roof system. (Owner must make repairs to non-warranted items that affect the watertight integrity of the roof system.)

Unapproved Repairs, Alterations, Additions or Deletions

All repairs, alterations, deletions or additions to any aspect of the roof, or any material contiguous thereto, must have prior written approval of CT's Commercial Warranty Department (CertainTeed Roofing Products Group, Commercial Warranty Department, 1400 Union Meeting Road, PO Box 1100, Blue Bell, PA 19422, (800) 396-8134). If Owner, without prior written consent of CT, makes or permits any repairs, alterations, deletions or additions to the roof, all of CT's obligations, duties and coverage under this limited warranty will terminate.

Notice of Claims

Any claim or request for CT to perform under this warranty must be made by Owner in writing within thirty (30) days of discovery of the defect. This notice of claim must include a general description of the alleged defect. Owner shall grant access to the entire roofing system as necessary for CT to investigate a claim. If access is not granted, CT shall have the right to determine, at its sole discretion, that this warranty is void as to that portion of the *roof membrane* to which access is denied.

NOTE: In the event an emergency condition exists which requires immediate repair to avoid damage to the building or its contents, Owner may make essential temporary repair(s) performed by a qualified roofer. CT will only reimburse Owner for essential temporary repair expenses that would have been covered under this limited warranty.

Modifications

Only CT's Commercial Warranty Department is authorized to modify coverage provided by this warranty. Issuance of this limited warranty or review or inspection of plans, the building or product application by a CT representative **does not** waive any exclusions or conditions of this limited warranty. Application of a *roof membrane* that deviates from CT's Commercial Roof Systems Manual specifications voids coverage, unless prior written approval is provided by CT's Commercial Warranty Department.

Transferability of Warranty

This limited warranty may be transferred to a subsequent owner only if CT's Commercial Warranty Department is notified, at the above listed Blue Bell address, within thirty (30) days of real estate title transfer and upon payment of the applicable transfer fee. Failure to transfer this warranty pursuant to these stated conditions terminates CT's warranty obligations.

Conditions Pertaining to Warranty Issuance

This warranty shall become effective only upon the occurrence of all the following events:

1. Receipt of roofing contractor's notice of completion.
2. CT final inspection and completion of all punchlist items.
3. Payment of CT's warranty fee.
4. Owner's payment to roofing contractor for installation and supplies.

Disclaimer of Warranties and Limitations of Remedies

THE OBLIGATIONS CONTAINED IN THIS LIMITED WARRANTY CONSTITUTE THE **EXCLUSIVE REMEDY** AND ARE EXPRESSLY IN LIEU OF ANY AND ALL OTHER OBLIGATIONS, GUARANTEES AND WARRANTIES, EXPRESSED OR IMPLIED; INCLUDING ANY **IMPLIED WARRANTY OF MERCHANTABILITY OR FITNESS FOR A PARTICULAR PURPOSE**. CT'S OBLIGATIONS, RESPONSIBILITIES, AND/OR LIABILITY SHALL BE LIMITED TO REPAIRING, REFUNDING, OR REPLACING THE PRODUCT IT DETERMINES TO BE DEFECTIVE, AND IN NO EVENT SHALL CT BE LIABLE FOR ANY INCIDENTAL OR CONSEQUENTIAL DAMAGES. IF YOUR STATE DOES NOT ALLOW EXCLUSIONS OR LIMITATIONS OF INCIDENTAL OR CONSEQUENTIAL DAMAGES, THE ABOVE LIMITATIONS MAY NOT APPLY TO YOU.

Agreement to Binding Arbitration

Any and all claims, disputes and other matters in question that may occur between Owner, the contractor, and/or CT, arising out of, in connection with, or relating to this limited warranty or breach thereof, shall be submitted to **BINDING ARBITRATION** for resolution. The arbitration shall be conducted by the American Arbitration Association under its Construction Industry Arbitration Rules then in effect, unless the parties mutually agree otherwise. This agreement to arbitrate shall be specifically enforceable under the Federal Arbitration Act, 9 U.S.C. § 2 or the applicable state arbitration laws. The award rendered by the arbitrator shall be final, and judgment may be entered upon such award in accordance with applicable law in any court having jurisdiction thereof.

Examination or Inspection

Issuance of this limited warranty or roof inspections made by CT or an authorized agent of CT do not constitute an approval of the roof, roof design plans or specifications, or construction or installation of the roof. CT does not practice engineering or architecture. Roof designs, construction plans or installation of the roof system should be approved by Owner or Owner's professional.

Note:

All referenced documents/forms available at www.certainteed.com or by calling **Fax-On-Demand at 800-947-0057**.

Coverage

CertainTeed Corporation (CT) hereby warrants the *roof system* installed at the above address, subject to the following terms, conditions, limitations and exclusions, for a period of 25 years from the date of completion of the *roof system* installation. If, during the duration of this warranty, a deficiency in the *roof system* causes a leak, CT or its designated roofing contractor will, at CT's expense, repair the *roof system* as necessary to restore it to a watertight condition. Only defects in the *roof system* that cause leaks are covered by this warranty. In no event, however, will CT be responsible for any costs related to the removal or abatement of any asbestos present in any existing *roof system* to which the CT *roof system* is applied.

Roof system, as used herein, shall include the following components: Applicable base sheet(s), interplies, cap sheets(s) (with appropriate roof coating of surfaces), and CT Integrity Coverage Program approved components (roof insulation, fasteners, metal components, expansion joints, pitch pans) required for the specified system, and asphalt material between layers when required, if applied per CT's Integrity Coverage Program specification. Roof components which **are not** part of the *roof system* and hence not covered by this warranty include the following: underlying roof deck, masonry components, mechanical equipment, drains, skylights, vents, plastic accessories, walkpads, and decorative or reflective coating.

CT provides Integrity Maintenance Coverage (IMC) for the *roof system* for a period of ten (10) years following completion of the *roof system* installation (eligible for three 5-year renewals for a total of 25 years). IMC will be performed twice annually by a CT Gold Star contractor selected and retained by CT and is limited to (a) visual examinations of the field, flashings, laps, metal components, drains, scuppers and rooftop equipment; and (b) removal of debris and cleaning of drains, scuppers and water outlets. Following the inspection, a summary of the IMC inspection will be provided to Owner, and the Gold Star contractor, with CT's approval, will perform maintenance and repairs required by this warranty to maintain the *roof system* in a watertight condition.

Exclusions from Coverage

This limited warranty does not cover leaks, damages or injuries of any type, including, but not limited to, damage to roof insulation, roof decks or other bases over which the CT products are applied, attributable directly or indirectly to any of the following:

1. Natural disasters, including, but not limited to, cyclones, tornadoes, hurricanes or other winds exceeding Force 9 on the Beaufort scale, lightning, earthquakes, flood, hail or fire.
2. Falling objects, civil insurrection, war, riot or vandalism.
3. Settlement, deflection, movement, moisture content, inadequate attachment, or other deficiencies of the roof deck, walls, foundations or any other part of the building structure, interior insulation or other materials underlying the *roof system*.
4. Failure of the *roof system* caused or contributed by:
 - a) Maintenance, repair or work on the roof unrelated to the *roof system*, such as mechanical, electrical, plumbing, etc.;
 - b) Infiltration or condensation of moisture in, through or around the walls, building structure or underlying or surrounding materials;
 - c) Traffic of any nature or use of the roof surface as a storage area, walking or recreational surface or for any other similar purpose;
 - d) Movement of metal work used in conjunction with the *roof system*;
 - e) Deposits of solids or liquids which may cause deterioration of the *roof system*;
 - f) Building design or construction;
 - g) Lack of positive drainage, to completely remove water from the *roof system* per NRCA guidelines; or
 - h) Installation over a wet surface or substrate.
5. Failure to adhere to CT's roof maintenance program after IMC expires (see CT's Roof Maintenance Form).
6. Unauthorized application on excluded buildings or structures (see CT's Roofing General Requirements).
7. Any change in the building's basic usage unless approved in advance in writing by CT.
8. Any use of roofing material of any kind or nature not approved in CT's System Manual.
9. Placement of any additional structures on the *roof system* (such as, but not limited to, equipment or framework used in connection with air conditioning units, television and radio antennae, signs and/or water towers).
10. Failure to make repairs to non-warranted items that affect the watertight integrity of the *roof system*.

Unapproved Repairs, Alterations, Additions or Deletions

All repairs, alterations, deletions or additions to any aspect of the roof, or any material contiguous thereto, must have prior written approval of CT's Commercial Warranty Department (CertainTeed Roofing Products Group, Commercial Warranty Department, 1400 Union Meeting Road, PO Box 1100, Blue Bell, PA 19422, (800) 396-8134). If Owner, without prior written consent of CT, makes or permits any repairs, alterations, deletions or additions to the roof, all of CT's obligations, duties and coverage under this limited warranty will terminate.

Notice of Claims

Any claim or request for CT to perform under this warranty must be made by Owner in writing within thirty (30) days of discovery of the defect. This notice of claim must include a general description of the alleged defect. Owner shall grant access to the entire *roof system* as necessary for CT to investigate a claim. If access is not granted, CT shall have the right to determine, at its sole discretion, that this warranty is void as to that portion of the *roof system* to which access is denied.

NOTE: In the event an emergency condition exists which requires immediate repair to avoid damage to the building or its contents, Owner may make essential temporary repair(s) performed by a qualified roofer. CT will only reimburse Owner for essential temporary repair expenses that would have been covered under this limited warranty.

Modifications

Only CT's Commercial Warranty Department is authorized to modify coverage provided by this warranty. Issuance of this limited warranty or review or inspection of plans, the building or product application by a CT representative **does not** waive any exclusions or conditions of this limited warranty. Application of a roof membrane that deviates from CT's Integrity Coverage Program specifications voids coverage, unless prior written approval is provided by CT's Commercial Warranty Department.

Transferability of Warranty

This limited warranty may be transferred to a subsequent owner only if CT's Commercial Warranty Department is notified, at the above listed Blue Bell address, within thirty (30) days of real estate title transfer and upon payment of the applicable transfer fee. Failure to transfer this warranty pursuant to these stated conditions terminates CT's warranty obligations.

Conditions Pertaining to Warranty Issuance

- This warranty shall become effective only upon the occurrence of all the following events:
- 1) Installation of a CT Integrity Coverage *roof system* on a newly constructed roof or on an existing roof deck following complete tear-off.
 - 2) Determination by CT of suitability of *roof system* for issuance of warranty.
 - 3) Receipt of roofing contractor's notice of completion.
 - 4) Independent consultant's final inspection and completion of all punchlist items.
 - 5) Payment of CT's warranty fee.
 - 6) Owner's payment to roofing contractor for installation and supplies.

Disclaimer of Warranties and Limitations of Remedies

THE OBLIGATIONS CONTAINED IN THIS LIMITED WARRANTY CONSTITUTE THE **EXCLUSIVE REMEDY** AND ARE EXPRESSLY IN LIEU OF ANY AND ALL OTHER OBLIGATIONS, GUARANTEES AND WARRANTIES, EXPRESSED OR IMPLIED, INCLUDING ANY **IMPLIED WARRANTY OF MERCHANTABILITY OR FITNESS FOR A PARTICULAR PURPOSE**. CT'S OBLIGATIONS, RESPONSIBILITIES, AND/OR LIABILITY SHALL BE LIMITED TO REPAIRING, REFUNDING, OR REPLACING THE PRODUCT IT DETERMINES TO BE DEFECTIVE, AND IN NO EVENT SHALL CT BE LIABLE FOR ANY INCIDENTAL OR CONSEQUENTIAL DAMAGES. IF YOUR STATE DOES NOT ALLOW EXCLUSIONS OR LIMITATIONS OF INCIDENTAL OR CONSEQUENTIAL DAMAGES, THE ABOVE LIMITATIONS MAY NOT APPLY TO YOU.

Agreement to Binding Arbitration

Any and all claims, disputes and other matters in question that may occur between Owner, the contractor, and/or CT, arising out of, in connection with, or relating to this limited warranty or breach thereof, shall be submitted to **BINDING ARBITRATION** for resolution. The arbitration shall be conducted by the American Arbitration Association under its Construction Industry Arbitration Rules then in effect, unless the parties mutually agree otherwise. This agreement to arbitrate shall be specifically enforceable under the Federal Arbitration Act, 9 U.S.C. § 2 or the applicable state arbitration laws. The award rendered by the arbitrator shall be final, and judgment may be entered upon such award in accordance with applicable law in any court having jurisdiction thereof.

Examination or Inspection

Issuance of this limited warranty or roof inspections made by CT or an authorized agent of CT do not constitute an approval of the roof, roof design plans or specifications, or construction or installation of the roof. CT does not practice engineering or architecture. Roof designs, construction plans or installation of the roof system should be approved by Owner or Owner's professional.

Note:

All referenced documents/forms available at www.certainteed.com or by calling **Fax-On-Demand at 800-847-0057**.

SECTION 07550

Inclines: Up to 6" in 12" (inclines 1" to 6" in 12" see General Requirements/Nailing Section). Inclines above 3" in 12" use Type IV asphalt.

Roofing Membrane.

Flexiglas FR base is installed with FlintFast mechanical fasteners in the side laps, 9" o.c., and two rows staggered in the center of the sheet, 12" from each edge and 18" o.c. Laps shall be a minimum of 2" on sides and 4" on ends. Ultra Poly SMS is adhered in a full mopping of approved asphalt at a rate of 25 lbs./sq. +/- 15%. Laps shall be a minimum of 2" on sides and 4" on ends. One ply of FLINTLASTIC® Premium FR-P is adhered in a full mopping of approved asphalt at an application rate of 25 lbs./sq. +/- 15%. Laps shall be a minimum of 4 1/4" on sides and 6" on ends. All endlaps shall be diagonally staggered and not less than 3' apart. All side and end laps of each ply shall be staggered and offset from preceding plies. Roofing system shall be installed in a continuous application.

Base Flashing and Curbs.

Over the completed membrane at vertical surfaces, install 2-ply base flashing consisting of one ply of Ultra Poly SMS and one ply of Flintlastic® Premium FR-P Sheet, set in hot asphalt or FlintBond. Base flashing shall extend a minimum of 8" up vertical surfaces and 4" out onto field membrane. Wood surfaces shall receive one ply of base sheet extending from top of cant strip to top edge of base flashing prior to application of the 2-ply flashing system. Nail top edge of base flashing 9" o.c. through tin-discs. Sealing the top of the base flashing prior to installation of counterflashing is recommended.

Refer to Commercial Roofing Systems General Requirements Sections for definitions. General Requirements shall be used in conjunction with Roof System Specification. Insulation and/or recover specifications require the integration of appropriate addenda into the main specification.

Construction details can be found in the Roof Systems Manual. Premium application details must be followed where applicable.



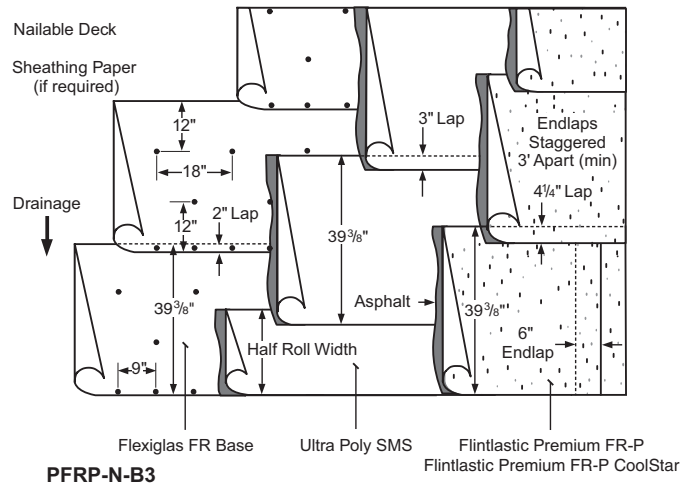
This specification will meet ENERGY STAR® requirements if a suitable, ENERGY STAR rated roof coating or CoolStar™ membrane is used. Contact CertainTeed for details.



- Double Layer CertainTeed FlintBoard® Insulation (Opt.)
- ONE PLY OF FLEXIGLAS™ FR BASE SHEET
- ONE PLY OF ULTRA POLY SMS
- ONE PLY OF FLINTLASTIC® PREMIUM FR-P

FOR USE OVER NAILABLE DECKS

(FOR LIGHTWEIGHT INSULATING CONCRETE DECKS, SEE GENERAL REQUIREMENTS SECTION PARAGRAPH 3.9)



2.01 ROOFING SYSTEM

Summary of Materials per 100 Square Feet

Flexiglas FR Base (1 ply)	60 lbs.
Ultra Poly SMS Base Sheet (1 ply)	90 lbs.
Type III Asphalt Moppings (2 @ 25 lbs. ea.)	50 lbs.
Flintlastic® Premium FR-P Cap Sheet	105 lbs.
Approximate Total Weight*	305 lbs.

* Plus insulation and additional asphalt moppings if insulation is used

Asphalt.

Apply asphalt at a temperature between 400°F and 450°F. Asphalt shall meet requirements of ASTM D312. Grade and Type determined by incline per foot and climatic conditions.

Cants.

In angles of roof deck and vertical surfaces, the Roofing Contractor shall furnish and install an approved cant strip with a minimum 3" face.

NOTE:

Acceptable Alternative Cap Sheets: Flintlastic Premium GMS, Flintlastic Premium GMS CoolStar.

U.L. Class A

SECTION 07550

Over Insulation (07240 or the Re-Cover and Insulation Sections). Not suitable for use directly over isocyanurate. Suitable for solid mop attachment over perlite, wood fiber and fiber glass. Black Diamond Base Sheet may be used directly over some insulations. Contact CertainTeed for details. Tape joints where required.

Inclines: Up to 6" in 12" (inclines 1" to 6" in 12" see General Requirements/Nailing Section). Inclines above 3" in 12" use Type IV asphalt.

Roofing Membrane.

Flexiglas FR Base is adhered in a full mopping of approved asphalt, at an application rate of 25 lbs./sq. +/- 15% (Spot mopping may be appropriate—contact CertainTeed for details.) Laps shall be a minimum of 2" on sides and 4" on ends. Ultra Poly SMS is adhered in a full mopping of approved asphalt. Laps shall be a minimum of 2" on sides and 4" on ends. One ply of FLINTLASTIC® Premium FR-P is adhered in a full mopping of approved asphalt. Laps shall be a minimum of 4¼" on sides and 6" on ends. All endlaps shall be diagonally staggered and not less than 3' apart. All side and end laps of each ply shall be staggered and offset from preceding plies. Roofing system shall be applied in a continuous application.

Base Flashing and Curbs.

Over the completed membrane at vertical surfaces, install 2-ply base flashing consisting of one ply of Ultra Poly SMS and one ply of Flintlastic® Premium FR-P Sheet, set in hot asphalt or FlintBond. Base flashing shall extend a minimum of 8" up vertical surfaces and 4" out onto field membrane. Wood surfaces shall receive one ply of base sheet extending from top of cant strip to top edge of base flashing prior to application of the 2-ply flashing system. Nail top edge of base flashing 9" o.c. through tin-discs. Sealing the top of the base flashing prior to installation of counterflashing is recommended.

Refer to Commercial Roofing Systems General Requirements Sections for definitions. General Requirements shall be used in conjunction with Roof System Specification. Insulation and/or recover specifications require the integration of appropriate addenda into the main specification.

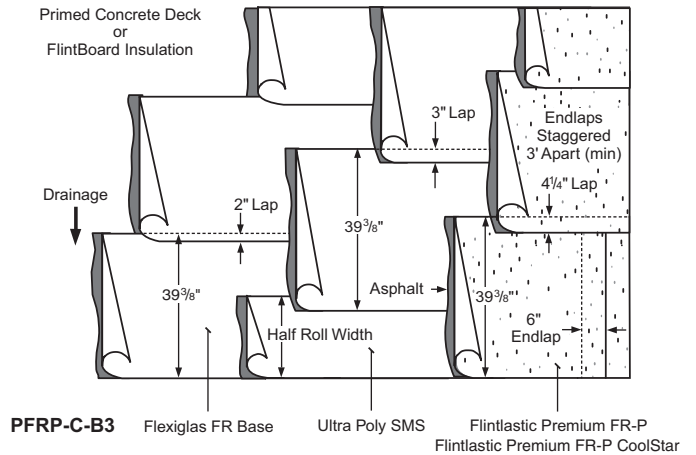
Construction details can be found in the Roof Systems Manual. Premium application details must be followed where applicable.

U.L. Class A

Double Layer CertainTeed FlintBoard® Insulation*
*(Optional; required for metal decks)

- ONE PLY OF FLEXIGLAS™ FR BASE SHEET
- ONE PLY OF ULTRA POLY SMS
- ONE PLY OF FLINTLASTIC® PREMIUM FR-P

FOR USE OVER NON-NAILABLE DECKS OR APPROVED INSULATION



2.01 ROOFING SYSTEM

Summary of Materials per 100 Square Feet.

Flexiglas FR Base (1 ply)	60 lbs.
Ultra Poly SMS Base Sheet (1 ply)	90 lbs.
Type III Asphalt Moppings (3 @ 25 lbs. ea.)	75 lbs.
Flintlastic® Premium FR-P Cap Sheet	105 lbs.
Approximate Total Weight*	330 lbs.

* Plus double layer insulation and additional asphalt mopping(s) if insulation is used; plus primer as required.

Asphalt.

Apply asphalt at a temperature between 400°F and 450°F. Asphalt shall meet requirements of ASTM D312. Grade and Type determined by incline per foot and climatic conditions.

Cants.

In angles of roof deck and vertical surfaces, the Roofing Contractor shall furnish and install an approved cant strip with a minimum 3" face.

NOTE:

Acceptable Alternative Cap Sheets: Flintlastic Premium GMS, Flintlastic Premium GMS CoolStar.



This specification will meet ENERGY STAR® requirements if a suitable, ENERGY STAR rated roof coating or CoolStar™ membrane is used. Contact CertainTeed for details.



SECTION 07550

Inclines: Up to 6" in 12" (inclines 1" to 6" in 12" see General Requirements/Nailing Section). Inclines above 3" in 12" use Type IV asphalt.

Roofing Membrane.

Flexiglas FR Base is installed with FlintFast fasteners in the side laps, 9" o.c., and two rows staggered in the center of the sheet, 12" from each edge and 18" o.c. Side laps shall be a minimum of 2". Each Premium Ply VI sheet is adhered in a full mopping of approved asphalt at a rate of 25 lbs./sq. +/-15%. Interply sheets are installed "shingle fashion," lapping 12" on sides and 4" on ends. One ply of FLINTLASTIC® Premium FR-P is adhered in a full mopping of approved asphalt at an application rate of 25 lbs./sq. +/-15%. Laps shall be a minimum of 4 1/4" on sides and 6" on ends. All endlaps shall be diagonally staggered and not less than 3' apart. All side and endlaps of each ply shall be staggered and offset from preceding plies. Roofing system shall be installed in a continuous application.

Base Flashing and Curbs.

Over the completed membrane at vertical surfaces, install 2-ply base flashing consisting of one ply of Ultra Poly SMS and one ply of Flintlastic® Premium FR-P Sheet, set in hot asphalt or FlintBond. Base flashing shall extend a minimum of 8" up vertical surfaces and 4" out onto field membrane. Wood surfaces shall receive one ply of base sheet extending from top of cant strip to top edge of base flashing prior to application of the 2-ply flashing system. Nail top edge of base flashing 9" o.c. through tin-discs. Sealing the top of the base flashing prior to installation of counterflashing is recommended.

Refer to Commercial Roofing Systems General Requirements Sections for definitions. General Requirements shall be used in conjunction with Roof System Specification. Insulation and/or recover specifications require the integration of appropriate addenda into the main specification.

Construction details can be found in the Roof Systems Manual. Premium application details must be followed where applicable.



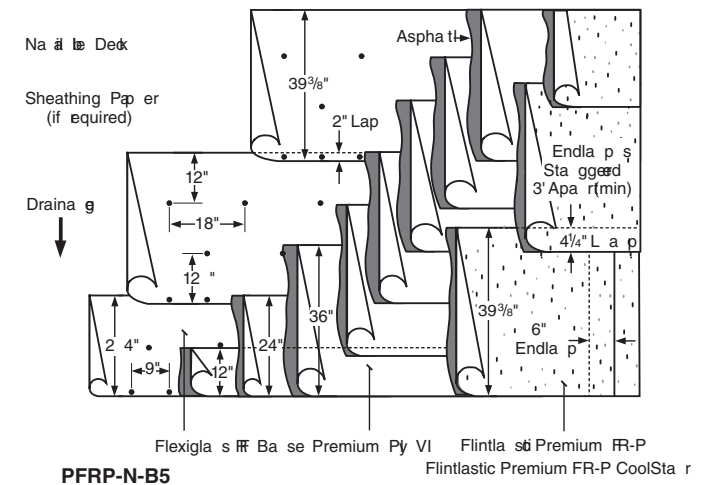
This specification will meet ENERGY STAR® requirements if a suitable, ENERGY STAR rated roof coating or CoolStar™ membrane is used. Contact CertainTeed for details.



- Double Layer CertainTeed FlintBoard® Insulation (Opt.)
- ONE PLY OF FLEXIGLAS™ FR BASE SHEET
- THREE PLIES OF FLINTGLAS® PREMIUM PLY VI SHEET
- ONE PLY OF FLINTLASTIC® PREMIUM FR-P

FOR USE OVER NAILABLE DECKS

(FOR LIGHTWEIGHT INSULATING CONCRETE DECKS, SEE GENERAL REQUIREMENTS SECTION PARAGRAPH 3.9)



2.01 ROOFING SYSTEM

Summary of Materials per 100 Square Feet

Flexiglas FR Base (1 ply)	60 lbs.
Ply VI Sheet (3 plies)	30 lbs.
Type III Asphalt Moppings (4 @ 25 lbs. ea.)	100 lbs.
Flintlastic® Premium FR-P Cap Sheet	105 lbs.
Approximate Total Weight*	295 lbs.

* Plus insulation and additional asphalt moppings if insulation is used, and Ultra Poly SMS as needed for flashings.

Asphalt.

Apply asphalt at a temperature between 400°F and 450°F. Asphalt shall meet requirements of ASTM D312. Grade and Type determined by incline per foot and climatic conditions.

Cants.

In angles of roof deck and vertical surfaces, the Roofing Contractor shall furnish and install an approved cant strip with a minimum 3" face.

NOTE:

Acceptable Alternative Cap Sheets: Flintlastic Premium GMS, Flintlastic Premium GMS CoolStar.

U.L. Class A

SECTION 07550

Over Insulation (07240 or the Re-Cover and Insulation Sections).. Not suitable for use directly over isocyanurate. Suitable for solid mop attachment over perlite, wood fiber and fiber glass. Black Diamond Base Sheet may be used directly over some insulations. Contact CertainTeed for details. Tape joints where required.

Inclines: Up to 6" in 12" (inclines 1" to 6" in 12" see General Requirements/Nailing Section). Inclines above 3" in 12" use Type IV asphalt.

Roofing Membrane.

Flexiglas FR Base is adhered in a full mopping of approved asphalt, at an application rate of 25 lbs./sq. +/- 15% (Spot mopping may be appropriate—contact CertainTeed for details.) Laps shall be a minimum of 2" on sides and 4" on ends. Each Premium Ply VI is adhered in a full mopping of approved asphalt. Interply sheets are installed "shingle fashion", lapping 12" on sides and 4" on ends. One ply of FLINTLASTIC® Premium FR-P is adhered in a full mopping of approved asphalt. Laps shall be a minimum of 4 1/4" on sides and 6" on ends. All endlaps shall be diagonally staggered and not less than 3' apart. All side and end laps of each ply shall be staggered and offset from preceding plies. Roofing system shall be applied in a continuous application.

Base Flashing and Curbs.

Over the completed membrane at vertical surfaces, install 2-ply base flashing consisting of one ply of Ultra Poly SMS and one ply of Flintlastic® Premium FR-P Sheet, set in hot asphalt or FlintBond. Base flashing shall extend a minimum of 8" up vertical surfaces and 4" out onto field membrane. Wood surfaces shall receive one ply of base sheet extending from top of cant strip to top edge of base flashing prior to application of the 2-ply flashing system. Nail top edge of base flashing 9" o.c. through tin-discs. Sealing the top of the base flashing prior to installation of counterflashing is recommended.

Refer to Commercial Roofing Systems General Requirements Sections for definitions. General Requirements shall be used in conjunction with Roof System Specification. Insulation and/or recover specifications require the integration of appropriate addenda into the main specification.

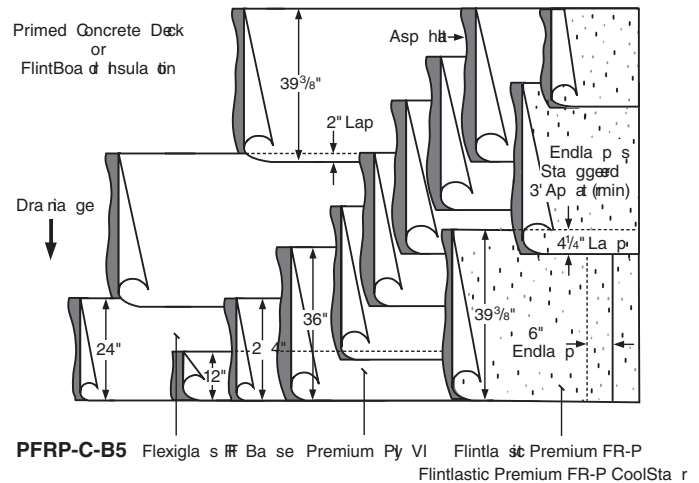
Construction details can be found in the Roof Systems Manual. Premium application details must be followed where applicable.

U.L. Class A

Double Layer CertainTeed FlintBoard® Insulation*
*(Optional; required for metal decks)

ONE PLY OF FLEXIGLAS™ FR BASE SHEET
THREE PLIES OF FLINTGLAS® PLY VI SHEET
ONE PLY OF FLINTLASTIC® PREMIUM FR-P

FOR USE OVER NON-NAILABLE DECKS OR APPROVED INSULATION



2.01 ROOFING SYSTEM

Summary of Materials per 100 Square Feet

Flexiglas FR Base (1 ply)	60 lbs.
Ply VI Sheet (3 plies)	30 lbs.
Type III Asphalt Moppings (5 @ 25 lbs. ea.)	125 lbs.
Flintlastic® Premium FR-P Cap Sheet	105 lbs.
Approximate Total Weight*	320 lbs.

* Plus insulation and additional asphalt mopping(s) if insulation is used; plus primer as required, and Ultra Poly SMS as needed for flashings.

Asphalt.

Apply asphalt at a temperature between 400°F and 450°F. Asphalt shall meet requirements of ASTM D312. Grade and Type determined by incline per foot and climatic conditions.

Cants.

In angles of roof deck and vertical surfaces, the Roofing Contractor shall furnish and install an approved cant strip with a minimum 3" face.

NOTE:

Acceptable Alternative Cap Sheets: Flintlastic Premium GMS, Flintlastic Premium GMS CoolStar.



This specification will meet ENERGY STAR® requirements if a suitable, ENERGY STAR rated roof coating or CoolStar™ membrane is used. Contact CertainTeed for details.



SECTION 07550

Inclines: Up to 6" in 12" (inclines 2" to 6" in 12" See General Requirements/Nailing Section).

Inclines above 3" in 12" use Type IV asphalt

Roofing Membrane.

Flexiglas FR Base is installed with FlintFast fasteners in the side laps, 9" o.c., and two rows staggered in the center of the sheet, 12" from each edge and 18" o.c. Laps shall be a minimum 2" on sides and 4" on ends. (Where required an additional base sheet may be installed, offsetting side and end laps of first sheet a minimum of 6" and be simultaneously attached). Flintlastic STA Plus is torch applied with a minimum lap 3¼" on sides and 6" on ends. Torch apply one ply of FLINTLASTIC® GTA-FR parallel with the base plies. Laps shall be a minimum of 3¼" on side and 6" on ends. All end laps shall be diagonally staggered and not less than 3' apart. All side and end laps of each ply shall be staggered and offset from preceding plies. Roofing system shall be applied in a continuous application.

Base Flashing and Curbs.

Over the completed membrane at vertical surfaces, install 2-ply flashing system consisting of one ply of Flintlastic STA Plus and one ply of Flintlastic® GTA-FR torch applied to primed concrete or masonry surfaces. Base flashing shall extend a minimum of 8" up vertical surfaces and 4" out onto field membrane. Wood surfaces shall receive one ply of base sheet extending from top of cant strip to top edge of Base Flashing prior to application of Flintlastic® GTA-FR Sheet. Nail top edge of Base Flashing 9" o.c. through tin-discs. Sealing the top of the base flashing prior to installation of counter-flashing is recommended.

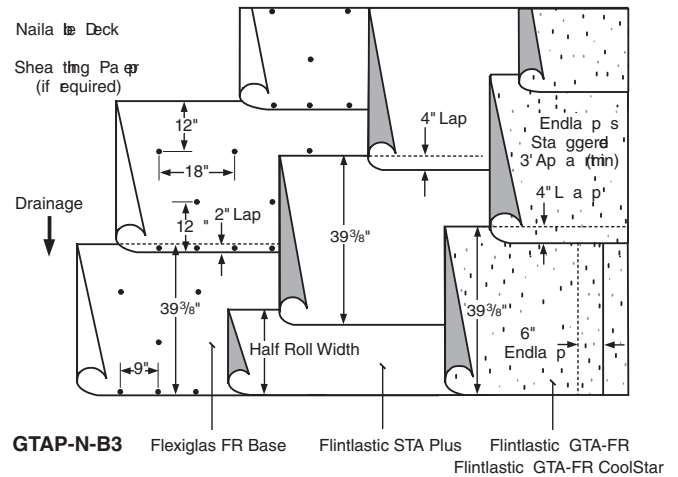
Refer to Commercial Roofing Systems General Requirements Sections for definitions. General Requirements shall be used in conjunction with Roof System Specification. Insulation and/or recover specifications require the integration of appropriate addenda into the main specification.

Construction details can be found in the Roof Systems Manual. Premium application details must be followed where applicable.

Double Layer CertainTeed FlintBoard® Insulation (Opt.)
ONE PLY OF FLEXIGLAS™ FR BASE SHEET
ONE PLY OF FLINTLASTIC® STA PLUS
ONE PLY OF FLINTLASTIC® GTA-FR

FOR USE OVER NAILABLE DECKS

(FOR LIGHTWEIGHT INSULATING CONCRETE DECKS, SEE GENERAL REQUIREMENTS SECTION PARAGRAPH 3.9)



2.01 ROOFING SYSTEM

Summary of Materials per 100 Square Feet

Flexiglas FR Base (1 ply)	60 lbs.
Flintlastic® STA Plus (1ply)	105 lbs.
Flintlastic® GTA-FR Cap Sheet	105 lbs.
Approximate Total Weight*	270 lbs.

* Plus insulation and add asphalt moppings if insulation is used.

Cants.

In angles of roof deck and vertical surfaces, the Roofing Contractor shall furnish and install an approved Cant Strip with a minimum 3" face.

NOTE:

Acceptable Alternative Cap Sheets: Flintlastic GTA, Flintlastic GTA CoolStar, 2nd layer of Flintlastic STA Plus with approved roof coating.



This specification will meet ENERGY STAR® requirements if a suitable, ENERGY STAR rated roof coating or CoolStar™ membrane is used. Contact CertainTeed for details



SECTION 07550

Over Insulation (07240 or Re-Cover and Insulation Sections). Not suitable for use directly over isocyanurate. Suitable for solid mop attachment over perlite, wood fiber and fiber glass. Black Diamond Base Sheet may be used directly over some insulations. Contact CertainTeed for details. Tape joints where required.

Inclines: Up to 6" in 12" (inclines 1" to 6" in 12", See General Requirements/Nailing Section).

Inclines above 3" in 12" use Type IV asphalt

Roofing Membrane.

Flexiglas FR Base is adhered in a full mopping of approved asphalt, at an application rate of 25 lbs./sq. +/- 15% (Spot mopping may be appropriate — contact CertainTeed for details.) Laps shall be a minimum of 2" on sides and 4" on ends. Flintlastic STA Plus is torched applied with a minimum lap of 3 1/4" on sides and 6" on ends. Torch apply one ply of FLINTLASTIC® GTA-FR parallel with the base ply. Laps shall be a minimum of 3 1/4" on sides and 6" on ends ensuring that side and end laps are offset from the preceding plies by not less than 6". All end laps shall be diagonally staggered and not less than 3' apart. All side and end laps of each ply shall be staggered and offset from preceding plies. Roofing system shall be applied in a continuous application.

Base Flashing and Curbs.

Over the completed membrane at vertical surfaces, install 2-ply flashing system consisting of one ply of Flintlastic STA Plus and one ply of Flintlastic® GTA-FR torch applied to primed concrete or masonry surfaces. Base flashing shall extend a minimum of 8" up vertical surfaces and 4" out onto field membrane. Wood surfaces shall receive one ply of base sheet extending from top of cant strip to top edge of Base Flashing prior to application of Flintlastic® GTA-FR sheet. Nail top edge of Base Flashing 9" o.c. through tin-discs. Sealing the top of the base flashing prior to installation of counter-flashing is recommended.

Refer to Commercial Roofing Systems General Requirements Sections for definitions. General Requirements shall be used in conjunction with Roof System Specification. Insulation and/or recover specifications require the integration of appropriate addenda into the main specification.

Construction details can be found in the Roof Systems Manual. Premium application details must be followed where applicable.

U.L. Class A

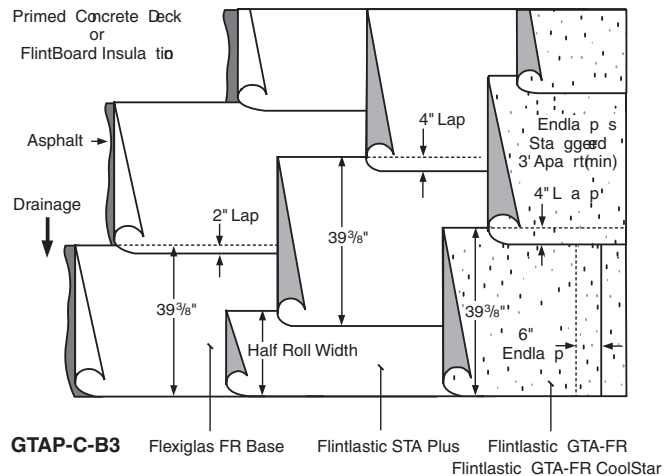
Double Layer CertainTeed FlintBoard® Insulation*
*(Optional; required for metal decks)

ONE PLY OF FLEXIGLAS™ FR BASE SHEET

ONE PLY OF FLINTLASTIC® STA PLUS

ONE PLY OF FLINTLASTIC® GTA-FR

FOR USE OVER NON-NAILABLE DECKS OR APPROVED INSULATION



2.01 ROOFING SYSTEM

Summary of Materials per 100 Square Feet.

Flexiglas FR Base (1 ply)	60 lbs.
Flintlastic® STA Plus (1ply)	105 lbs.
Type III Asphalt Mopping (1 @ 25 lbs. ea.)	25 lbs.
Flintlastic® GTA-FR Cap Sheet	105 lbs.
Approximate Total Weight*	295 lbs.

* Plus insulation and additional asphalt mopping(s) if insulation is used; plus primer as required.

Asphalt.

Apply asphalt at a temperature between 400°F and 450°F. Shall meet requirements of ASTM D312, Grade and Type determined by incline per foot and climatic conditions.

Cants.

In angles of roof deck and vertical surfaces, the Roofing Contractor shall furnish and install an approved Cant Strip with a minimum 3" face.

NOTE:

Acceptable Alternative Cap Sheets: Flintlastic GTA, Flintlastic GTA CoolStar, 2nd layer of Flintlastic STA Plus with approved roof coating.



This specification will meet ENERGY STAR® requirements if a suitable, ENERGY STAR rated roof coating or CoolStar™ membrane is used. Contact CertainTeed for details



SECTION 07550

Inclines: Up to 6" in 12" (inclines 1" to 6" in 12" see General Requirements/Nailing Section). Inclines above 3" in 12" use Type IV asphalt.

Roofing Membrane.

Flexiglas FR Base is installed with FlintFast fasteners in the side laps, 9" o.c., and two rows staggered in the center of the sheet, 12" from each edge and 18" o.c. Laps shall be a minimum 2" on sides and 4" on ends. Ultra Poly SMS is adhered in a full mopping of approved asphalt at a rate of 25 lbs./sq. +/-15%. Laps shall be a minimum of 2" on sides and 4" on ends. Torch apply one ply of FLINTLASTIC® GTS parallel with the base ply. Laps shall be a minimum of 3/4" on sides and 6" on ends. All endlaps shall be diagonally staggered and not less than 3' apart. All side and end laps of each ply shall be staggered and offset from preceding plies. Roofing system shall be applied in a continuous application. An alternate approved method of application is to install the base ply, the interply, and the cap sheet in a parallel manner ensuring that side and endlaps are offset from the preceding plies by not less than 6".

Base Flashing and Curbs.

Over the completed membrane at vertical surfaces, install 2-ply base flashing consisting of one ply of Ultra Poly SMS set in hot asphalt or FlintBond and one ply of Flintlastic® GTS Sheet, torch applied to primed concrete or masonry surfaces. Base flashing shall extend a minimum of 8" up vertical surfaces and 4" out onto field membrane. Wood surfaces shall receive one ply of base sheet extending from top of cant strip to top edge of base flashing prior to application of Flintlastic® GTS Sheet. Nail top edge of base flashing 9" o.c. through tin-discs. Sealing the top of the base flashing prior to installation of counterflashing is recommended.

Final Surfacing.

Refer to General Requirements Section for information on reflective coatings and optional surfacing.

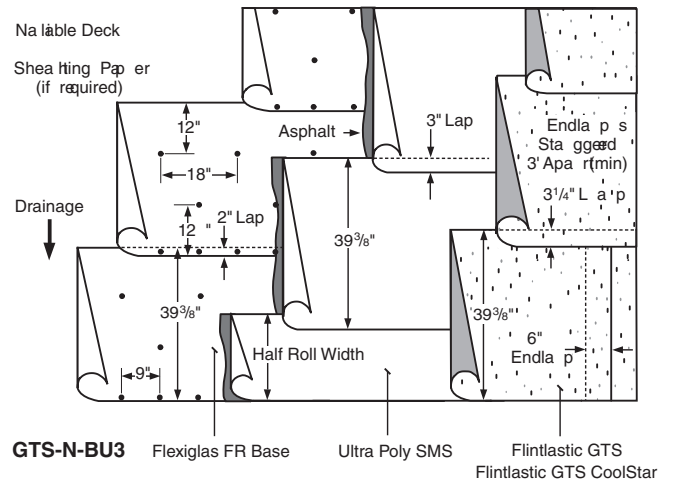
Refer to Commercial Roofing Systems General Requirements Sections for definitions. General Requirements shall be used in conjunction with Roof System Specification. Insulation and/or recover specifications require the integration of appropriate addenda into the main specification.

Construction details can be found in the Roof Systems Manual. Premium application details must be followed where applicable.

- Double Layer CertainTeed FlintBoard® Insulation (Opt.)
- ONE PLY OF FLEXIGLAS™ FR BASE SHEET
- ONE PLY OF ULTRA POLY SMS
- ONE PLY OF FLINTLASTIC® GTS

FOR USE OVER NAILABLE DECKS

(FOR LIGHTWEIGHT INSULATING CONCRETE DECKS, SEE GENERAL REQUIREMENTS SECTION PARAGRAPH 3.9)



2.01 ROOFING SYSTEM

Summary of Materials per 100 Square Feet.

Flexiglas FR Base (1 ply)	60 lbs.
Ultra Poly SMS Base Sheet (1ply)	90 lbs.
Type III Asphalt Mopping (1 @ 25 lbs. ea.)	25 lbs.
Flintlastic® GTS Cap Sheet	120 lbs.
Approximate Total Weight*	295 lbs.

* Plus insulation and 2 additional asphalt moppings if insulation is used.

Asphalt.

Apply asphalt at a temperature between 400°F and 450°F. Asphalt shall meet requirements of ASTM D312. Grade and Type determined by incline per foot and climatic conditions.

Cants.

In angles of roof deck and vertical surfaces, the Roofing Contractor shall furnish and install an approved cant strip with a minimum 3" face.



This specification will meet ENERGY STAR® requirements if a suitable, ENERGY STAR rated roof coating or CoolStar™ membrane is used. Contact CertainTeed for details



U.L. Class B. Class A requires coating

SECTION 07550

Over Insulation (07240 or the Re-Cover and Insulation Sections). Not suitable for use directly over isocyanurate. Suitable for solid mop attachment over perlite, wood fiber and fiber glass. Black Diamond Base Sheet may be used directly over some insulations. Contact CertainTeed for details. Tape joints where required.

Inclines: Up to 6" in 12" (inclines 1" to 6" in 12" see General Requirements/Nailing Section). Inclines above 3" in 12" use Type IV asphalt.

Roofing Membrane.

Flexiglas FR Base is adhered in a full mopping of approved asphalt, at an application rate of 25 lbs./sq. +/- 15% (Spot mopping may be appropriate—contact CertainTeed for details.) Laps shall be a minimum of 2" on sides and 4" on ends. Ultra Poly SMS is adhered in a full mopping of approved asphalt. Laps shall be a minimum of 2" on sides and 4" on ends. Torch apply one ply of FLINTLASTIC® GTS parallel with base ply. Laps shall be a minimum of 3/4" on sides and 6" on ends. All endlaps shall be diagonally staggered and not less than 3' apart. All side and end laps of each ply shall be staggered and offset from preceding plies. Roofing system shall be applied in a continuous application. An alternate approved method of application is to install the base ply, the interply, and the cap sheet in a parallel manner ensuring that side and endlaps are offset from the preceding plies by not less than 6".

Base Flashing and Curbs.

Over the completed membrane at vertical surfaces, install 2-ply base flashing consisting of one ply of Ultra Poly SMS set in hot asphalt or FlintBond and one ply of Flintlastic® GTS Sheet, torch applied to primed concrete or masonry surfaces. Base flashing shall extend a minimum of 8" up vertical surfaces and 4" out onto field membrane. Wood surfaces shall receive one ply of base sheet extending from top of cant strip to top edge of base flashing prior to application of Flintlastic® GTS Sheet. Nail top edge of base flashing 9" o.c. through tin-discs. Sealing the top of the base flashing prior to installation of counterflashing is recommended.

Final Surfacing.

Refer to General Requirements Section for information on reflective coatings and optional surfacing.

Refer to Commercial Roofing Systems General Requirements Sections for definitions. General Requirements shall be used in conjunction with Roof System Specification. Insulation and/or recover specifications require the integration of appropriate addenda into the main specification.

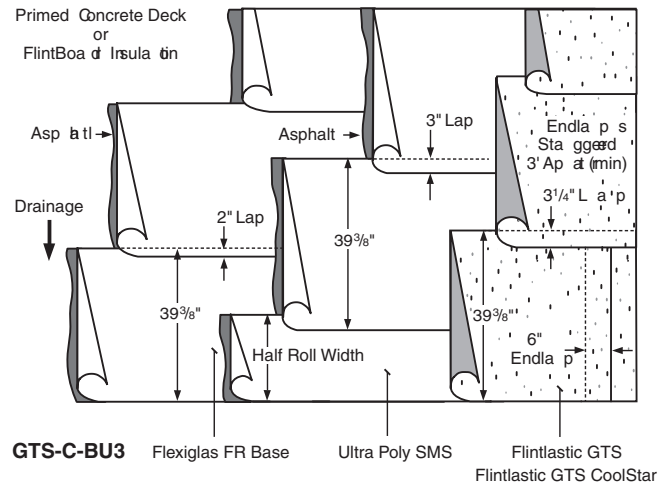
Construction details can be found in the Roof Systems Manual. Premium application details must be followed where applicable.

U.L. Class B. Class A requires coating

Double Layer CertainTeed FlintBoard® Insulation*
*(Optional; required for metal decks)

ONE PLY OF FLEXIGLAS™ FR BASE SHEET,
ONE PLY OF ULTRA POLY SMS
ONE PLY OF FLINTLASTIC® GTS

FOR USE OVER NON-NAILABLE DECKS OR APPROVED INSULATION



2.01 ROOFING SYSTEM

Summary of Materials per 100 Square Feet.

Flexiglas FR Base (1 ply)	60 lbs.
Ultra Poly SMS (1ply)	90 lbs.
Type III Asphalt Moppings (2 @ 25 lbs. ea.)	50 lbs.
Flintlastic® GTS Cap Sheet	120 lbs.
Approximate Total Weight*	320 lbs.*

* Plus insulation and additional asphalt mopping(s) if insulation is used; plus primer is required.

Asphalt.

Apply asphalt at a temperature between 400°F and 450°F. Asphalt shall meet requirements of ASTM D312. Grade and Type determined by incline per foot and climatic conditions.

Cants.

In angles of roof deck and vertical surfaces, the Roofing Contractor shall furnish and install an approved cant strip with a minimum 3" face.



This specification will meet ENERGY STAR® requirements if a suitable, ENERGY STAR rated roof coating or CoolStar™ membrane is used. Contact CertainTeed for details



SECTION 07550

Inclines: Up to 6" in 12" (inclines 1" to 6" in 12" see General Requirements/Nailing Section). Inclines above 3" in 12" use Type IV asphalt.

Roofing Membrane.

Flexiglas FR Base is installed with FlintFast fasteners in the side laps, 9" o.c., and two rows stag-gered in the center of the sheet, 12" from each edge and 18" o.c. Laps shall be a minimum of 2" on sides and 4" on ends. One ply of Ultra Poly SMS is adhered in a solid application of FlintBond at an application rate of 1 gal/sq. Laps shall be a minimum of 3" on sides and 4" on ends. One ply of FLINTLASTIC® FR Cap is adhered in a solid application of FlintBond at an application rate of 1 gal/sq. Laps shall be a minimum of 4 1/4" on sides and 6" on ends. All endlaps shall be diagonally staggered and not less than 3' apart. All side and endlaps of each ply shall be staggered and offset from preceding plies. Roofing system shall be applied in a continuous application.

Base Flashing and Curbs.

Over the completed membrane at vertical surfaces, install 2-ply base flashing consisting of one ply of Ultra Poly SMS and one ply of Flintlastic® FR Cap Sheet, set in FlintBond. Base flashing shall extend a minimum of 8" up vertical surfaces and 4" out onto field membrane. Wood surfaces shall receive one ply of base sheet extending from top of cant strip to top edge of base flashing prior to application of Flintlastic® FR Cap Sheet. Nail top edge of base flashing 9" o.c. through tin-discs. Sealing the top of the base flashing prior to installation of counterflashing is recommended.

Refer to Commercial Roofing Systems General Requirements Sections for definitions. General Requirements shall be used in conjunction with Roof System Specification. Insulation and/or recover specifications require the integration of appropriate addenda into the main specification.

Construction details can be found in the Roof Systems Manual. Premium application details must be followed where applicable.



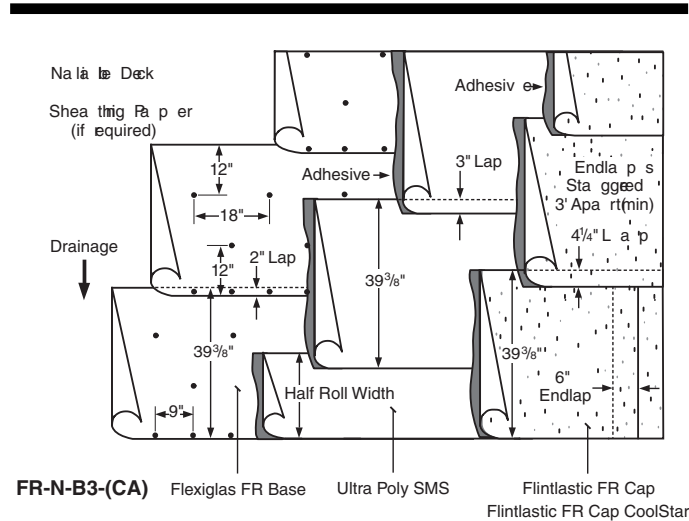
This specification will meet ENERGY STAR® requirements if a suitable, ENERGY STAR rated roof coating or CoolStar™ membrane is used. Contact CertainTeed for details.



- Double Layer CertainTeed FlintBoard® Insulation (Opt.)
- ONE PLY OF FLEXIGLAS™ FR BASE SHEET
- ONE PLY OF ULTRA POLY SMS
- ONE PLY OF FLINTLASTIC® FR CAP SHEET

FOR USE OVER NAILABLE DECKS

(FOR LIGHTWEIGHT INSULATING CONCRETE DECKS, SEE GENERAL REQUIREMENTS SECTION PARAGRAPH 3.9)



2.01 ROOFING SYSTEM

Summary of Materials per 100 Square Feet.

Flexiglas FR Base (1 ply)	60 lbs.
Ultra Poly SMS Base Sheet (1ply)	90 lbs.
Adhesive Applications (2 @ min. 1-1/2 gal/sq. ea.)	18 lbs.
Flintlastic® FR Cap Sheet	90 lbs.
Approximate Total Weight*	258 lbs.

* Plus insulation and additional adhesive if insulation is used.

Asphalt.

Apply asphalt at a temperature between 400°F and 450°F. Asphalt shall meet requirements of ASTM D312. Grade and Type determined by incline per foot and climatic conditions.

Cants.

In angles of roof deck and vertical surfaces, the Roofing Contractor shall furnish and install an approved cant strip with a minimum 3" face.

NOTE:

Acceptable Alternative Cap Sheets: Flintlastic Premium FR-P, Flintlastic Premium FR-P CoolStar.

U.L. Class A

SECTION 07550

Over Insulation (07240 or the Re-Cover and Insulation Sections). Not suitable for use directly over isocyanurate. Suitable for solid mop attachment over perlite, wood fiber and fiber glass. Tape joints where required.

Inclines: Up to 6" in 12" (inclines 1" to 6" in 12" see General Requirements/Nailing Section). Inclines above 3" in 12" use Type IV asphalt.

Roofing Membrane.

Flexiglas FR Base is adhered in a solid application of FlintBond at a rate of 1 gal/sq. Laps shall be a minimum of 2" on sides and 4" on ends. Ultra Poly SMS is adhered in a solid application of FlintBond at a rate of 1 gal/sq. Laps shall be a minimum of 2" on sides and 4" on ends. One ply of FLINTLASTIC® FR Cap is adhered in a solid application of FlintBond at a rate of 1 gal/sq. Laps shall be a minimum of 4¼" on sides and 6" on ends. All endlaps shall be diagonally staggered and not less than 3' apart. All side and endlaps of each ply shall be staggered and offset from preceding plies. Roofing system shall be applied in a continuous application.

Base Flashing and Curbs.

Over the completed membrane at vertical surfaces, install 2-ply base flashing consisting of one ply of Ultra Poly SMS and one ply of Flintlastic® FR Cap Sheet, set in FlintBond. Base flashing shall extend a minimum of 8" up vertical surfaces and 4" out onto field membrane. Wood surfaces shall receive one ply of base sheet extending from top of cant strip to top edge of base flashing prior to application of Flintlastic® FR Cap Sheet. Nail top edge of base flashing 9" o.c. through tin-discs. Sealing the top of the base flashing prior to installation of counterflashing is recommended.

Refer to Commercial Roofing Systems General Requirements Sections for definitions. General Requirements shall be used in conjunction with Roof System Specification. Insulation and/or recover specifications require the integration of appropriate addenda into the main specification.

Construction details can be found in the Roof Systems Manual. Premium application details must be followed where applicable.



This specification will meet ENERGY STAR® requirements if a suitable, ENERGY STAR rated roof coating or CoolStar™ membrane is used. Contact CertainTeed for details.



U.L. Class A

Double Layer CertainTeed FlintBoard® ISO Cold Insulation*

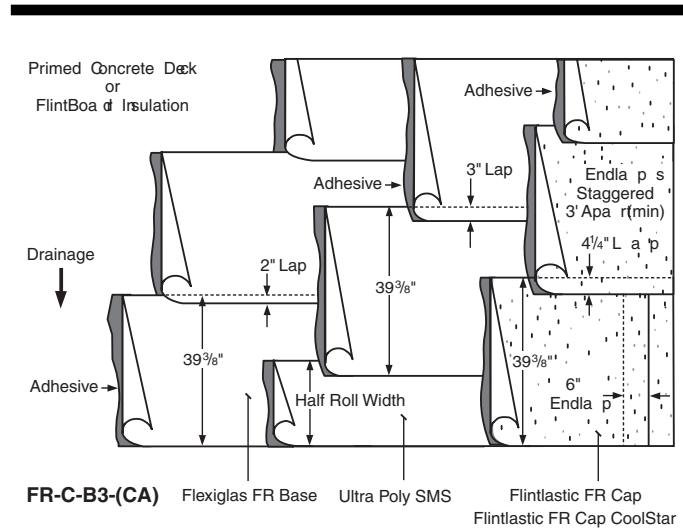
*(Optional; required for metal decks)

ONE PLY OF FLEXIGLAS™ FR BASE SHEET

ONE PLY OF ULTRA POLY SMS

ONE PLY OF FLINTLASTIC® FR CAP*

FOR USE OVER NON-NAILABLE DECKS OR APPROVED INSULATION



2.01 ROOFING SYSTEM

Summary of Materials per 100 Square Feet.

Flexiglas FR Base (1 ply)	60 lbs.
Ultra Poly SMS Base Sheet (1ply)	90 lbs.
Adhesive Applications (3 @ min. 1½ gal/sq. ea.)	27 lbs.
Flintlastic® FR Cap Sheet	90 lbs.
Approximate Total Weight*	267 lbs.

* Plus insulation and additional adhesive application(s) if insulation is used; plus primer is required.

Asphalt.

Apply asphalt at a temperature between 400°F and 450°F. Asphalt shall meet requirements of ASTM D312. Grade and Type determined by incline per foot and climatic conditions.

Cants.

In angles of roof deck and vertical surfaces, the Roofing Contractor shall furnish and install an approved cant strip with a minimum 3" face.

NOTE:

Acceptable Alternative Cap Sheets: Flintlastic Premium FR-P, Flintlastic Premium FR-P CoolStar.

SECTION 07550

Over Insulation (07240 or the Re-Cover and Insulation Sections). Not suitable for use directly over isocyanurate. Suitable for solid mop attachment over perlite, wood fiber and fiber glass. Tape joints where required.

Inclines: Up to 6" in 12" (inclines 1" to 6" in 12" see General Requirements/Nailing Section). Inclines above 3" in 12" use Type IV asphalt.

Roofing Membrane.

Torch apply two plies of FLINTLASTIC® FR Base T Sheet with a minimum lap of 3" on sides and 6" on ends. Laps shall be a minimum of 3" on sides and 4" on ends. Torch apply one ply of FLINTLASTIC® FR CAP T over the interply. Laps shall be a minimum of 4 1/2" on sides and 6" on ends. All endlaps shall be diagonally staggered and not less than 3' apart. All side and endlaps of each ply shall be staggered and offset from preceding plies. Roofing system shall be applied in a continuous application.

Base Flashing and Curbs.

Over the completed membrane at vertical surfaces, install 2-ply base flashing consisting of one ply of Ultra Poly SMS set in FlintBond and one ply of Flintlastic® FR Cap T, torch applied to primed concrete or masonry surfaces. Base flashing shall extend a minimum of 8" up vertical surfaces and 4" out onto field membrane. Wood surfaces shall receive one ply of base sheet extending from top of cant strip to top edge of base flashing prior to application of Flintlastic® FR Cap T. Nail top edge of base flashing 9" o.c. through tin-discs. Sealing the top of the base flashing prior to installation of counterflashing is recommended.

Final Surfacing

Refer to General Requirements for information on reflective coatings and optional surfacing.

Refer to Commercial Roofing Systems General Requirements Sections for definitions. General Requirements shall be used in conjunction with Roof System Specification. Insulation and/or recover specifications require the integration of appropriate addenda into the main specification.

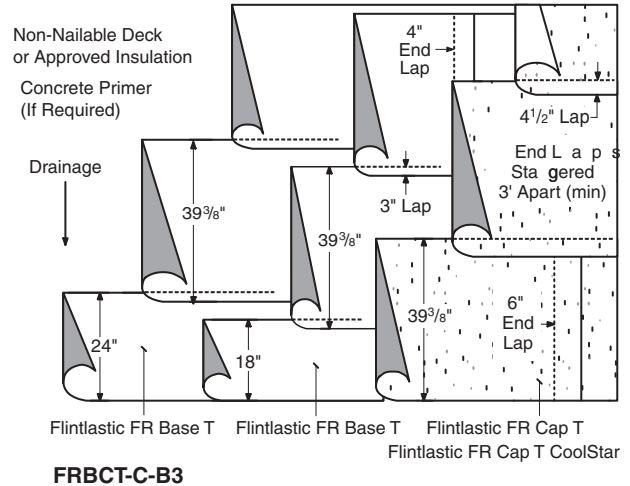
Construction details can be found in the Roof Systems Manual. Premium application details must be followed where applicable.

Double Layer CertainTeed FlintBoard® Insulation*
*(Optional; required for metal decks)

TWO PLY OF FLINTLASTIC® FR BASE T SHEET

ONE PLY OF FLINTLASTIC® FR CAP T SHEET

FOR USE OVER NON-NAILABLE DECKS OR APPROVED INSULATION



2.01 ROOFING SYSTEM

Summary of Materials per 100 Square Feet.

Asphalt Primer (1/2 gallon)	4 lbs.
Flintlastic® FR BASE T Sheet (2 ply)	162 lbs.
Flintlastic® FR Cap T Sheet (1 ply)	100 lbs.
Approximate Total Weight	266 lbs.

* Plus insulation and additional asphalt mopping(s) if insulation is used.

Cants.

In angles of roof deck and vertical surfaces, the Roofing Contractor shall furnish and install an approved cant strip with a minimum 3" face.



This specification will meet ENERGY STAR® requirements if a suitable, ENERGY STAR rated roof coating or CoolStar™ membrane is used. Contact CertainTeed for details



U.L. Class A

SECTION 07550

Inclines: Up to 6" in 12" (inclines 1" to 6" in 12" see General Requirements/Nailing Section). Inclines above 3" in 12" use Type IV asphalt.

Roofing Membrane.

GlasBase is installed with FlintFast fasteners in the side laps, 9" o.c., and two rows staggered in the center of the sheet, 12" from each edge and 18" o.c. Laps shall be a minimum of 2" on sides and 4" on ends. Two plies of Flintlastic FR Base T are torch applied. Laps shall be a minimum of 2" on sides and 4" on ends. Torch apply one ply of FLINTLASTIC® FR CAP T over the interplies. Laps shall be a minimum of 4 1/4" on sides and 6" on ends. All endlaps shall be diagonally staggered and not less than 3' apart. All side and end laps of each ply shall be staggered and offset from preceding plies. Roofing system shall be applied in a continuous application.

Base Flashing and Curbs.

Over the completed membrane at vertical surfaces, install 2-ply base flashing consisting of one ply of Ultra Poly SMS set in FlintBond and one ply of Flintlastic® FR Cap T, torch applied to primed concrete or masonry surfaces. Base flashing shall extend a minimum of 8" up vertical surfaces and 4" out onto field membrane. Wood surfaces shall receive one ply of base sheet extending from top of cant strip to top edge of base flashing prior to application of Flintlastic® FR Cap T. Nail top edge of base flashing 9" o.c. through tin-discs. Sealing the top of the base flashing prior to installation of counterflashing is recommended.

Refer to Commercial Roofing Systems General Requirements Sections for definitions. General Requirements shall be used in conjunction with Roof System Specification. Insulation and/or recover specifications require the integration of appropriate addenda into the main specification.

Construction details can be found in the Roof Systems Manual. Premium application details must be followed where applicable.



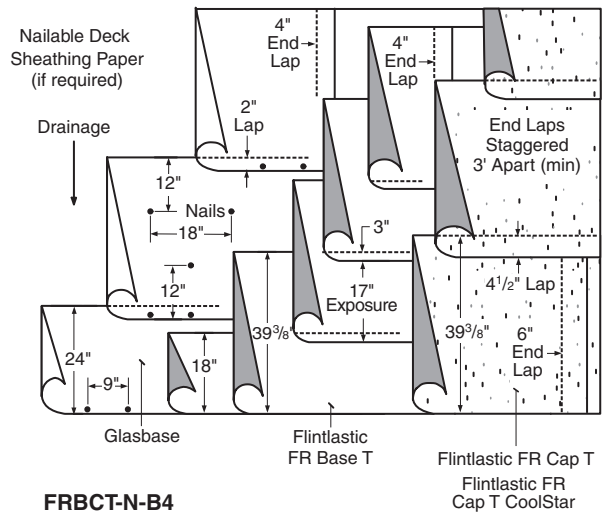
This specification will meet ENERGY STAR® requirements if a suitable, ENERGY STAR rated roof coating or CoolStar™ membrane is used. Contact CertainTeed for details.



- Double Layer CertainTeed FlintBoard® Insulation (Opt.)
- ONE PLY OF GLASBASE™ BASE SHEET
- TWO PLYS OF FLINTLASTIC® FR BASE T
- ONE PLY OF FLINTLASTIC® FR CAP T SHEET

FOR USE OVER NAILABLE DECKS

(FOR LIGHTWEIGHT INSULATING CONCRETE DECKS, SEE GENERAL REQUIREMENTS SECTION PARAGRAPH 3.9)



2.01 ROOFING SYSTEM

Summary of Materials per 100 Square Feet.

†Flintlastic® GlasBase (1 ply)	25 lbs.
‡FR Base T (2 plies)	162 lbs.
Flintlastic® FR Cap T Sheet (1 ply)	100 lbs.
Approximate Total Weight	287 lbs.

* Plus insulation and additional asphalt mopping(s) if insulation is used.

Cants.

In angles of roof deck and vertical surfaces, the Roofing Contractor shall furnish and install an approved cant strip with a minimum 3" face.

ASK ABOUT OUR OTHER CERTAINTEED PRODUCTS AND SYSTEMS:

EXTERIOR: ROOFING • SIDING • WINDOWS • FENCE • RAILING • TRIM • DECKING • FOUNDATIONS • PIPE
INTERIOR: INSULATION • WALLS • CEILINGS

CertainTeed Corporation
P.O. Box 860
Valley Forge, PA 19482

Professional: 800-233-8990
Consumer: 800-782-8777
www.certainteed.com

CertainTeed 